



ڪي . ٽي . عيم . جي .

TAKAFUL BRUNEI KELUARGA SDN BHD
(Incorporated in Brunei Darussalam)
Registration Number: RC00005153

Annual Report
Year ended 31 December 2021

TAKAFUL BRUNEI KELUARGA SDN BHD

REPORT OF THE DIRECTORS

The directors have pleasure in submitting their annual report and audited financial statements for the financial year ended 31 December 2021.

PRINCIPAL ACTIVITIES

The principal activity of Takaful Brunei Keluarga Sdn Bhd (the "Company") is to underwrite family takaful business as allowed under the Takaful Order, 2008 and Shariah principles.

There were no significant changes in the nature of its activities during the financial year.

RESULTS

	BND'000
Retained earnings at the beginning of the year	12,780
Profit for the year	2,865
Dividends paid	(467)
Retained earnings at the end of the year	<u>15,178</u>

STATEMENT BY DIRECTORS

We certify that the financial statements give a true and fair view of the financial position of the Company as at 31 December 2021 and of the financial performance, changes in equity and cash flows of the Company for the year ended 31 December 2021.

The financial statements were approved by the Board of Directors and signed for and on its behalf of the Board.

DIVIDENDS

The amount of dividends paid by the Company during the year were as follows:

	BND'000
In respect of the financial year ended 31 December 2020: Final dividend of BND\$0.0584 per ordinary share	

At the forthcoming Annual General Meeting, a final dividend in respect of financial year ended 31 December 2021 of BND\$0.1115 per ordinary share will be proposed.

RESERVES AND PROVISIONS

There were no material transfers to or from reserves and provisions during the financial year under review, except as disclosed in the financial statements. There were no transfers to reserves subsequent to the financial year end and to the date of this report.

DIRECTORS

The directors in office during the financial year and at the date of this report are:

Yang Berhormat Dato Seri Setia Dr Awang Haji Mohd Amin
Liew bin Abdullah (Chairman)

Yang Mulia Awang Haji Maswadi bin Haji Mohsin (appointed 31 July 2021)

Yang Mulia Dr Awang Abdul Nasir bin Haji Abdul Rani (appointed 31 July 2021)

Yang Mulia Awang Junaidi bin Haji Masri

Yang Mulia Awang Haji Sofian bin Haji Mohamad Jani (appointed 31 July 2021)

Yang Mulia Awang Haji Shahrildin bin Pehin Orang Kaya
Lela Utama Dato Paduka Haji Jaya

Yang Mulia Dato Seri Setia Awang Haji Mohammad Abdul
Aziz bin Orang Kaya Maharaja Lela Haji Yussof (resigned 31 July 2021)

Yang Mulia Awang Haji Abdul Manap bin Othman (resigned 31 July 2021)

Yang Mulia Dato Paduka Awang Iqbal Khan (resigned 31 July 2021)

Yang Mulia Awang Javed Ahmad (resigned 31 July 2021)

DIRECTORS' BENEFITS

Neither at the end of the financial year, nor at any time during that year, did there exist any arrangements to which the Company was a party, whereby the directors might acquire benefits by means of acquisition of shares in the Company or any other corporate body.

Since the end of the previous financial year, no director has received or become entitled to receive a benefit (other than a benefit included in the aggregate amount of emoluments received or due receivable by the directors, or the fixed salary of a full time employee of the Company as disclosed in Note 23 of the financial statements) by reason of a contract made by the Company or a related corporation with any director, or with a firm of which he is a member, or with a company in which he has a substantial financial interest.

DIRECTORS' INTERESTS

None of the directors who held office at the end of the financial year had, according to the register required to be kept under Section 145 (A), of the Companies Act, Chapter 39, any interest in shares and in options in the Company or its related corporations during the financial year.

AUDITORS

The auditors, Messrs KPMG, have indicated their willingness to accept re-appointment.

ON BEHALF OF THE BOARD



Yang Berhormat Dato Seri Setia
Dr Awang Haji Amin Liew bin Abdullah
(Chairman)



Yang Mulia Awang Haji Shahrildin bin
Pehin Orang Kaya Lela Utama Dato Paduka
Haji Jaya
(Managing Director)

Brunei Darussalam

Date: 31 MAR 2022

REPORT OF THE SHARIAH ADVISORY BODY

بِسْمِ اللَّهِ الرَّحْمَنِ الرَّحِيمِ

الحمد لله رب العالمين والصلاة والسلام على سيدنا محمد خاتم النبيين وعلى آله وصحبه أجمعين

To The Shareholders of Takaful Brunei Keluarga Sdn Bhd

السلام عليكم ورحمة الله وبركاته

To fulfill the terms of our appointment and in our capacity as members of Takaful Brunei Keluarga Sdn Bhd's Shariah Advisory Body, we are pleased to report as follows:

We have reviewed the principles and the contracts relating to the transactions and applications introduced by Takaful Brunei Keluarga Sdn Bhd during the year ended 31 December 2021. We have also conducted our review to form an opinion as to whether Takaful Brunei Keluarga Sdn Bhd has complied with Shariah Rules and Principles and also with the specific fatwas, rulings and guidelines issued by us.

Takaful Brunei Keluarga Sdn Bhd management is responsible for ensuring that the financial institution conducts its business in accordance with Shariah Rules and Principles. It is our responsibility to form an independent opinion, based on our review of the operations of Takaful Brunei Keluarga Sdn Bhd, and to report to you.

We conducted our review which included examining, on a test basis of each type of transaction, the relevant documentation and procedures adopted by Takaful Brunei Keluarga Sdn Bhd.


We planned and performed our review so as to obtain all the information and explanations which we considered necessary in order to provide us with sufficient evidence to give reasonable assurance that Takaful Brunei Keluarga Sdn Bhd has not violated Shariah Rules and Principles.

In our opinion:

- a) The contracts, transactions and dealings entered into by Takaful Brunei Keluarga Sdn Bhd during the financial period ending 31 December 2021 that we have reviewed are in compliance with Hukum Syara';
- b) The allocation of profit and charging of losses relating to investment accounts conform to the basis that had been approved by us in accordance with Hukum Syara';
- c) All earnings that have been realised from sources or by means prohibited by Hukum Syara' have been separated and considered for disposal to charitable causes; and
- d) The calculation of Zakat is in compliance with Hukum Syara'.

We pray to Allah *Subhanahu Wa Ta'ala* to assist everyone to act in accordance with the rulings of Islamic finance and to keep away from carrying out any transactions that are prohibited by Allah *Subhanahu Wa Ta'ala*. May Allah *Subhanahu Wa Ta'ala* bless us with the best *taufiq* and *hidayah* to accomplish these cherished tasks, make us successful and forgive us in this world and in the hereafter. Amin.

والله ولي التوفيق والهداية




Yang Mulia Datin Paduka
Dr Dayang Hajah Masnon binti Haji
Ibrahim
(Chairman)



Yang Mulia Dato Seri Setia
Dr Awang Haji Mazahan bin Haji Yusof
(Vice Chairman)



Yang Mulia
Dr Dayang Noryati binti Haji Ibrahim
(Member)



Yang Mulia
Haji Awang Mohammad Sofian bin Awang
Tengah
(Member)

Date: 31 MAR 2022

At

Dar Takaful IBB Utama
Lot 55835, Jalan Pemancha BS8711
Bandar Seri Begawan
Negara Brunei Darussalam



کي . في . عيم . جي .

KPMG
Unit 401- 403A, Wisma Jaya
Jalan Pemancha
Bandar Seri Begawan BS8811
Brunei Darussalam

Telephone +673 222 8382
+673 222 6888
Fax +673 222 8389

Independent Auditors' Report

To the Shareholders of Takaful Brunei Keluarga Sdn Bhd

Report on the Audit of the Financial Statements

Opinion

We have audited the financial statements of Takaful Brunei Keluarga Sdn Bhd (“the Company”), which comprise the statement of financial position of the Company as at 31 December 2021, the statements of profit or loss, comprehensive income, changes in equity and cash flows of the Company for the year then ended, and notes, comprising significant accounting policies and other explanatory information.

In our opinion, the accompanying financial statements are properly drawn up in accordance with the provisions of the Brunei Darussalam Companies Act, Chapter 39 (“the Act”) and International Financial Reporting Standards (“IFRSs”) so as to give a true and fair view of the financial position of the Company as at 31 December 2021, and of its financial performance and its cash flows for the year then ended.

Basis for Opinion

We conducted our audit in accordance with International Standards on Auditing (ISAs). Our responsibilities under those standards are further described in the *Auditors' Responsibilities for the Audit of the Financial Statements* section of our report. We are independent of the Company in accordance with the ethical requirements that are relevant to our audit of the financial statements in Brunei Darussalam, and we have fulfilled our other ethical responsibilities in accordance with these requirements. We believe that the audit evidence we have obtained is sufficient and appropriate to provide a basis for our opinion.

Other Information

Management is responsible for the other information. The other information comprises all information in the annual report other than the financial statements and our auditors' report thereon.

Our opinion on the financial statements does not cover the other information and we do not express any form of assurance conclusion thereon.

In connection with our audit of the financial statements, our responsibility is to read the other information and, in doing so, consider whether the other information is materially inconsistent with the financial statements or our knowledge obtained in the audit, or otherwise appears to be materially misstated. If, based on the work we have performed, we conclude that there is a material misstatement of this other information, we are required to report that fact. We have nothing to report in this regard.

Responsibilities of Management and Those Charged with Governance for the Financial Statements

Management is responsible for the preparation and fair presentation of the financial statements in accordance with the provisions of the Act and IFRS, and for such internal control as management determines is necessary to enable the preparation of financial statements that are free from material misstatement, whether due to fraud or error.

In preparing the financial statements, management is responsible for assessing the Company's ability to continue as a going concern, disclosing, as applicable, matters related to going concern and using the going concern basis of accounting unless management either intends to liquidate the Company or to cease operations, or has no realistic alternative but to do so.

Those charged with governance are responsible for overseeing the Company's financial reporting process.

Auditors' Responsibilities for the Audit of the Financial Statements

Our objectives are to obtain reasonable assurance about whether the financial statements as a whole are free from material misstatement, whether due to fraud or error, and to issue an auditors' report that includes our opinion. Reasonable assurance is a high level of assurance, but is not a guarantee that an audit conducted in accordance with ISAs will always detect a material misstatement when it exists. Misstatements can arise from fraud or error and are considered material if, individually or in the aggregate, they could reasonably be expected to influence the economic decisions of users taken on the basis of these financial statements.

As part of an audit in accordance with ISAs, we exercise professional judgment and maintain professional skepticism throughout the audit. We also:

- Identify and assess the risks of material misstatement of the financial statements, whether due to fraud or error, design and perform audit procedures responsive to those risks, and obtain audit evidence that is sufficient and appropriate to provide a basis for our opinion. The risk of not detecting a material misstatement resulting from fraud is higher than for one resulting from error, as fraud may involve collusion, forgery, intentional omissions, misrepresentations, or the override of internal control.
- Obtain an understanding of internal control relevant to the audit in order to design audit procedures that are appropriate in the circumstances, but not for the purpose of expressing an opinion on the effectiveness of the Company's internal control.
- Evaluate the appropriateness of accounting policies used and the reasonableness of accounting estimates and related disclosures made by management.
- Conclude on the appropriateness of management's use of the going concern basis of accounting and, based on the audit evidence obtained, whether a material uncertainty exists related to events or conditions that may cast significant doubt on the Company's ability to continue as a going concern. If we conclude that a material uncertainty exists, we are required to draw attention in our auditors' report to the related disclosures in the financial statements or, if such disclosures are inadequate, to modify our opinion. Our conclusions are based on the audit evidence obtained up to the date of our auditors' report. However, future events or conditions may cause the Company to cease to continue as a going concern.

- Evaluate the overall presentation, structure and content of the financial statements, including the disclosures, and whether the financial statements represent the underlying transactions and events in a manner that achieves fair presentation.

We communicate with those charged with governance regarding, among other matters, the planned scope and timing of the audit and significant audit findings, including any significant deficiencies in internal control that we identify during our audit.

KPMG

KPMG

Certified Public Accountants



Sufian bin Zainul Abidin

Public Accountant

Brunei Darussalam

Date: 31 March 2022

Financial statements
Contents

Statement of financial position	FS1
Statement of profit or loss	FS2
Statement of comprehensive income	FS4
Statement of changes in equity	FS5
Statement of cash flows	FS6
Notes to the financial statements	FS7 – FS57

Statement of financial position
As at 31 December 2021

	Note	2021 BND'000	2020 BND'000
Assets			
Cash and cash equivalents	5	66,552	109,196
Takaful receivables	6	627	1,645
Other receivables	7	874	713
Unexpired wakalah fee	8	204	879
Other investments	9	62,155	12,078
Ceded share of takaful contract liabilities	10	32	271
Balances with Brunei Darussalam Central Bank	11	1,000	1,000
Property and equipment	12	–	–
Total assets		131,444	125,782
Liabilities			
Takaful payables	13	1,029	803
Other payables	14	4,344	6,476
Lease liabilities	15	–	–
Takaful contract liabilities	10	32,267	33,140
Provision for zakat and taxation		670	309
Total liabilities		38,310	40,728
Participants' fund	16	66,496	60,851
Equity			
Share capital	17	8,000	8,000
Reserves	17	3,460	3,423
Retained earnings		15,178	12,780
Total shareholders' equity		26,638	24,203
Total equity and liabilities		131,444	125,782

The accompanying notes form an integral part of these financial statements.

Statement of profit or loss
Year ended 31 December 2021

	Note	2021 BND'000	2020 BND'000
Gross takaful contributions	10	17,476	19,365
Contributions ceded to retakaful	10	(484)	(498)
Net takaful contributions		16,992	18,867
Change in unearned contribution reserves		1,583	(920)
Change in unearned contribution reserves ceded to retakaful		(111)	(41)
Net movement in unearned contribution reserves		1,472	(961)
Net earned contributions		18,464	17,906
Wakalah income	18	5,132	6,206
Gross claims paid	10	(6,208)	(7,298)
Claims paid ceded to retakaful	10	162	152
Gross change to claims liabilities		(655)	4,836
Change to claims liabilities ceded to retakaful		(79)	32
Net claims		(6,780)	(2,278)
Wakalah expense	18	(5,132)	(6,206)
Amortisation of unexpired wakalah fees		(674)	278
Takaful profit		11,010	15,906
Investment income		1,508	1,737
Other operating income	19	39	44
Other income		1,547	1,781
Personnel expenses	20	(662)	(848)
Change in expense reserves		1,238	385
Finance costs	15	–	(29)
Other operating expenses		(4,104)	(4,583)
Other expenses		(3,528)	(5,075)
(Profit) attributable to participants' fund	16	(5,561)	(10,558)
Profit before zakat and taxation		3,468	2,054
Zakat	22	–	–
Tax expense	22	(603)	(267)
Profit for the year	21	2,865	1,787

The accompanying notes form an integral part of these financial statements.


Certification

I certify that the above financial statements give a true and fair view of the financial position as at 31 December 2021 and the financial performance for the year ended 31 December 2021.



Yang Mulia Awang Haji Shahrildin bin Pehin
Orang Kaya Lela Utama Dato Paduka Haji Jaya
(Managing Director)

The financial statements were approved by the Board of Directors and signed for and on its behalf of the Board.



Yang Berhormat Dato Seri Setia Dr Awang
Haji Mohd Amin Liew bin Abdullah
(Chairman)



Yang Mulia Awang Haji Shahrildin bin Pehin
Orang Kaya Lela Utama Dato Paduka Haji Jaya
(Managing Director)

Brunei Darussalam

Date: 31 MAR 2022

The accompanying notes form an integral part of these financial statements.

Statement of comprehensive income
Year ended 31 December 2021

	Note	2021 BND'000	2020 BND'000
Profit for the year	21	2,865	1,787
Other comprehensive income			
Items that are or may be reclassified subsequently to profit or loss:			
Net change in fair value of available-for-sale financial assets		37	(1,647)
Net change in fair value of available-for-sale financial assets attributable to participants' funds	16	28	(1,212)
Total comprehensive income for the year		2,930	(1,072)

The accompanying notes form an integral part of these financial statements.

Statement of changes in equity
Year ended 31 December 2021

		Attributable to the owners of the Company			
	Note	Share capital BND'000	Available- for-sale reserve BND'000	Retained earnings BND'000	Total BND'000
At 1 January 2020		8,000	5,070	11,473	24,543
Total comprehensive income for the year					
Profit for the year		–	–	1,787	1,787
Other comprehensive income					
Change in fair value of available-for-sale financial assets, net of tax		–	(1,647)	–	(1,647)
Total other comprehensive income		–	(1,647)	–	(1,647)
Total comprehensive income for the year		–	(1,647)	1,787	140
Contributions by and distributions to owners					
Dividends paid on ordinary shares	17	–	–	(480)	(480)
At 31 December 2020/ At 1 January 2021		<u>8,000</u>	<u>3,423</u>	<u>12,780</u>	<u>24,203</u>
Total comprehensive income for the year					
Profit for the year		–	–	2,865	2,865
Other comprehensive income					
Change in fair value of available-for-sale financial assets, net of tax		–	37	–	37
Total other comprehensive income		–	37	–	37
Total comprehensive income for the year		–	37	2,865	2,902
Contributions by and distributions to owners					
Dividends paid on ordinary shares	17	–	–	(467)	(467)
At 31 December 2021		<u>8,000</u>	<u>3,460</u>	<u>15,178</u>	<u>26,638</u>

The accompanying notes form an integral part of these financial statements.

Statement of cash flows
Year ended 31 December 2021

	Note	2021 BND'000	2020 BND'000
Cash flows from operating activities			
Profit for the year		2,865	1,787
Adjustments for:			
Dividend income		(866)	(915)
Finance costs	15	–	29
Tax expense	22	603	267
Decrease in fair value of other investments		1,537	–
Gain on investments		–	–
Depreciation	12	–	110
		4,139	1,278
Changes in:			
Takaful and other receivables		857	(663)
Takaful and other payables		(1,906)	(669)
Takaful contract liabilities		41	(4,163)
Participants' funds		5,618	10,509
Cash generated from operations		8,749	6,292
Income tax paid		(242)	(257)
Net cash from operating activities		8,507	6,035
Cash flows from investing activities			
Dividend received		866	915
Acquisition of other investments		(51,550)	–
Net cash (used in)/ from investing activities		(50,684)	915
Cash flows from financing activities			
Finance costs on lease paid	15	–	(29)
Payment of lease liabilities	15	–	(128)
Dividends paid		(467)	(480)
Net cash used in financing activities		(467)	(637)
Net (decrease)/ increase in cash and cash equivalents		(42,644)	6,313
Cash and cash equivalents at 1 January		109,196	102,883
Cash and cash equivalents at 31 December	5	66,552	109,196

The accompanying notes form an integral part of these financial statements.

Notes to the financial statements

These notes form an integral part of the financial statements.

The financial statements were authorised for issue by the Board of Directors on 31 March 2022.

1 Domicile and activities

Takaful Brunei Keluarga Sdn Bhd (the “Company”) is a private limited company, incorporated and domiciled in Brunei Darussalam. The address of the Company’s principal place of business and registered office is as follows:

8th Floor, Dar Takaful IBB Utama
Jalan Pemancha, Bandar Seri Begawan BS8711
Negara Brunei Darussalam

The financial statements of the Company as at and for the year ended 31 December 2021 do not include other entities.

The principal activities of the Company are to manage and underwrite family takaful businesses. There have been no significant changes in the nature of these activities during the financial year.

2 Basis of preparation

2.1 Statement of compliance

The financial statements have been prepared in accordance with International Financial Reporting Standards (“IFRS”). The changes to significant accounting policies are described in note 2.5.

The Company is required to present financial statements for itself and the takaful funds it manages and controls in accordance with the requirements of IFRS 10 *Consolidated Financial Statements*. The statements of financial position and the statements of profit or loss and other comprehensive income of the Takaful Operator and Family Takaful Fund are supplementary financial information presented in accordance with the requirements of Takaful Order, 2008 (“TO”) in Brunei to present assets, liabilities, income and expenses of takaful funds from its own. The statements of financial position and profit or loss and comprehensive income of the Takaful Operator include only assets, liabilities, income and expenses of the Takaful Operator, excluding the takaful funds managed by it. The statements of financial position and profit or loss and comprehensive income of the Family Takaful Fund include only the assets, liabilities, income and expenses of the Family Takaful Fund that is set up, managed and controlled by the Takaful Operator.

In preparing the Company-level financial statements as a whole, the assets, liabilities, income and expenses of the Takaful funds are combined with those of the Takaful Operator whereby the related inter-fund balances, including Qard, and transactions are eliminated in full. The accounting policies adopted for the Takaful Operator and takaful fund are uniform for like transactions and events in similar circumstances.

The takaful fund is consolidated and combined from the date of control and continue to be consolidated until the date such control ceases which occur when the Company’s license to manage takaful business is withdrawn or surrendered.

2.2 Basis of measurement

The financial statements have been prepared on the historical cost basis except as otherwise described in the notes below.

2.3 Functional and presentation judgements

These financial statements are presented in Brunei Darussalam dollars (“BND”), which is the Company’s functional currency. All financial information presented in Brunei Darussalam dollars has been rounded to the nearest thousand, unless otherwise stated.

2.4 Use of estimates and judgments

The preparation of financial statements in conformity with IFRS requires management to make judgements, estimates and assumptions that affect the application of accounting policies and the reported amounts of assets, liabilities, income and expenses. Actual results may differ from these estimates.

Estimates and underlying assumptions are reviewed on an ongoing basis. Revisions to accounting estimates are recognised prospectively.

Information about critical judgements in applying accounting policies that have the most significant effect on the amounts recognised in the financial statements and information about assumptions and estimation uncertainties that have a significant risk of resulting in a material adjustment within the next financial year are included in the following notes:

Note 24 – Takaful risk management

Note 25(c)(iv) – Determination of fair value of financial instruments with significant unobservable inputs

Measurement of fair values

A number of the Company’s accounting policies and disclosures require the measurement of fair values, for both financial and non-financial assets and liabilities.

The Company has an established control framework with respect to the measurement of fair values. If third party information, such as broker quotes or pricing services, is used to measure fair values, management assesses and documents the evidence obtained from the third parties to support the conclusion that such valuations meet the requirements of IFRS, including the level in the fair value hierarchy in which such valuations should be classified.

When measuring the fair value of an asset or a liability, the Company uses market observable data as far as possible. Fair values are categorised into different levels in a fair value hierarchy based on the inputs used in the valuation techniques as follows:

- Level 1: quoted market prices (unadjusted) in active markets for identical assets or liabilities.
- Level 2: inputs other than quoted prices included in Level 1 that are observable for the asset or liability, either directly (i.e. as prices) or indirectly (i.e. derived from prices).

- Level 3: inputs for the asset or liability that are not based on observable market data (unobservable inputs).

If the inputs used to measure the fair value of an asset or a liability might be categorised in different levels of the fair value hierarchy, then the fair value measurement is categorised in its entirety in the same level of the fair value hierarchy as the lowest level input that is significant to the entire measurement (with Level 3 being the lowest).

Further information about assumptions made in measuring fair value is included in Note 24 – Takaful risk management and Note 25 – Financial risk management.

2.5 New standards and amendments

The Company has applied the following IFRSs, amendments to and interpretations of IFRS for the first time for the annual period beginning on 1 January 2021:

- *COVID-19-Related Rent Concessions (Amendments to IFRS 16)*
- *Interest Rate Benchmark Reform – Phase 2 (Amendments to IFRS 9, IFRS 1-39 and IFRS 7, IFRS 4 and IFRS 16)*

The application of these amendments to standards and interpretations does not have a material effect on the financial statements.

3 Significant accounting policies

The accounting policies set out below have been applied consistently to all periods presented in these financial statements, except as explained in note 2.5, which addresses changes in accounting policies.

3.1 Foreign currency

Transactions in foreign currencies are translated to the functional currency of the Company at the exchange rates at the dates of the transactions. Monetary assets and liabilities denominated in foreign currencies at the reporting date are translated to the functional currency at the exchange rate at that date. The foreign currency gain or loss on monetary items is the difference between amortised cost in the functional currency at the beginning of the year, adjusted for effective profit and payments during the year, and the amortised cost in foreign currency translated at the exchange rate at the end of the year.

Non-monetary assets and liabilities denominated in foreign currencies that are measured at fair value are retranslated to the functional currency at the exchange rate at the date that the fair value was determined. Non-monetary items in a foreign currency that are measured in terms of historical cost are translated using the exchange rate at the date of the transaction. Foreign currency differences arising on translation are generally recognised in profit or loss, except for the differences which are recognised in other comprehensive income arising on the retranslation of available-for-sale equity instruments (except on impairment in which case foreign currency differences that have been recognised in other comprehensive income (“OCI”) are reclassified to profit or loss).

3.2 Financial instruments

Non-derivative financial assets

The Company initially recognises financing and advances on the date that they are originated. All other financial assets (including assets designated at fair value through profit or loss) are recognised initially on the trade date, which is the date that the Company becomes a party to the contractual provisions of the instrument.

The Company derecognises a financial asset when the contractual rights to the cash flows from the asset expire, or it transfers the rights to receive the contractual cash flows on the financial asset in a transaction in which substantially all the risks and rewards of ownership of the financial asset are transferred, or it neither transfers nor retains substantially all of the risks and rewards of ownership and does not retain control over the transferred asset. Any interest in transferred financial assets that is created or retained by the Company is recognised as a separate asset or liability.

The Company classifies non-derivative financial assets into the following categories: fair value through profit or loss, financing and advances and available-for-sale financial assets.

Financial assets at fair value through profit or loss

A financial asset is classified at fair value through profit or loss if it classified as held for trading or is designated as such upon initial recognition. Financial assets are designated at fair value through profit or loss if the Company manages such investments and makes purchase and sale decisions based on their fair value in accordance with the Company's documented risk management or investment strategy. Directly attributable transaction costs are recognised in profit or loss as incurred. Financial assets at fair value through profit or loss are measured at fair value, and changes therein, which takes into account any dividend income, are recognised in profit or loss.

Financial assets classified as held for trading include other investments comprising sukuk and investments in mutual funds.

Financing and advances

Financing and advances are financial assets with fixed or determinable payments that are not quoted in an active market. Such assets are initially measured at fair value plus any directly attributable transaction costs. Subsequent to initial recognition, financing and advances are measured at amortised cost, using the effective profit method, less any impairment losses.

Financing and advances comprise cash and cash equivalents, balances with Brunei Darussalam Central Bank and other receivables.

Cash and cash equivalents

Cash and cash equivalents comprise cash balances and short-term deposits that are subject to an insignificant risk of changes in their fair value, and are used by the Company in the management of its short-term commitments. For the purpose of the statement of cash flows, pledged deposits are excluded whilst bank overdrafts that are repayable on demand and that form an integral part of the Company's cash management are included in cash and cash equivalents.

Available-for-sale financial assets

Available-for-sale financial assets are non-derivative financial assets that are designated as available for sale or are not classified in any of the above categories of financial assets. Available-for-sale financial assets are initially measured at fair value plus any directly attributable transaction costs. Subsequent to initial recognition, they are measured at fair value and changes therein, other than impairment losses and foreign currency differences on available-for-sale debt instruments, are recognised in other comprehensive income and presented in the fair value reserve in equity. When an investment is derecognised, the gain or loss accumulated in equity is reclassified to profit or loss.

Available-for-sale financial assets comprise equity securities and sukuk.

Non-derivative financial liabilities

The Company initially recognises financial liabilities issued and subordinated liabilities on the date that they are originated. Financial liabilities (including liabilities designated at fair value through profit or loss) are recognised initially on the trade date, which is the date that the Company becomes a party to the contractual provisions of the instrument.

The Company derecognises a financial liability when its contractual obligations are discharged, cancelled or expire.

The Company classifies non-derivative financial liabilities into other financial liabilities category. Such financial liabilities are recognised initially at fair value plus any directly attributable transaction costs. Subsequent to initial recognition, these financial liabilities are measured at amortised cost using the effective profit method.

Other financial liabilities comprise other payables and lease liabilities.

Share capital

Ordinary shares are classified as equity. Incremental costs directly attributable to the issue of ordinary shares are recognised as a deduction from equity. Income tax relating to transactions costs of an equity transaction is accounted for in accordance with IAS 12.

Offsetting

Financial assets and liabilities are offset and the net amount presented in the statement of financial position when, and only when, the Company has a legal right to offset the amounts and intends either to settle on a net basis or to realise the asset and settle the liability simultaneously.

Income and expenses are presented on a net basis only when it is required or permitted by a standard – e.g. gains and losses arising from a group of similar transactions.

3.3 Property and equipment

(i) Recognition and measurement

Items of property and equipment are measured at cost less accumulated depreciation and accumulated impairment losses.

The Company recognises a right-of-use asset and a lease liability at the lease commencement date. The right-of-use asset is initially measured at cost, which comprises the initial amount of the lease liability adjusted for any lease payments made at or before the commencement date, plus any initial direct costs incurred and an estimate of costs to dismantle and remove the underlying asset or to restore the underlying asset or the site on which it is located, less any lease incentives received.

The right-of-use asset is subsequently depreciated using the straight-line method from the commencement date to end of the lease term, unless the lease transfers ownership of the underlying asset to the Company by the end of the lease term or the cost of the right-of-use asset reflects that the Company will exercise a purchase option. In that case, the right-of-use asset will be depreciated over the useful life of the underlying asset, which is determined on the same basis as those of property and equipment. In addition, the right-of-use asset is periodically reduced by impairment losses, if any, and adjusted for certain remeasurements of the lease liability.

The right-of-use asset is subsequently stated at cost less accumulated depreciation and impairment losses.

The lease liability is initially measured at the present value of the lease payments that are not paid at the commencement date, discounted using the profit rate implicit in the lease or, if that rate cannot be readily determined, the Company's incremental borrowing rate. Generally, the Company uses its incremental borrowing rate as the discount rate.

Lease payments included in the measurement of the lease liability comprise the following:

- fixed payments, including in-substance fixed payments;
- variable lease payments that depend on an index or a rate, initially measured using the index or rate as at the commencement date;
- amounts expected to be payable under a residual value guarantee; and
- the exercise price under a purchase option that the Company is reasonably certain to exercise, lease payments in an optional renewal period if the Company is reasonably certain to exercise an extension option, and payments of penalties for early termination of a lease unless the Company is reasonably certain not to terminate early.

The lease liability is measured at amortised cost using the effective profit method. It is remeasured when there is a change in future lease payments arising from a change in an index or rate, if there is a change in the Company's estimate of the amount expected to be payable under a residual value guarantee, if the Company changes its assessment of whether it will exercise a purchase, extension or termination option or if there is a revised in-substance fixed lease payment.

When the lease liability is remeasured in this way, a corresponding adjustment is made to the carrying amount of the right-of-use asset or is recorded in profit or loss if the carrying amount of the right-of-use asset has been reduced to zero.

The Company presents right-of-use assets in 'property and equipment' and lease liabilities in 'lease liabilities' in the statement of financial position.

Short-term leases and leases of low-value assets

The Company has elected not to recognise right-of-use assets and lease liabilities for leases of low-value assets and short-term leases, including IT equipment. The Company recognises the lease payments associated with these leases as an expense on a straight-line basis over the lease term.

3.5 Impairment

(i) *Non-derivative financial assets*

A financial asset not carried at fair value through profit or loss is assessed at the end of each reporting period to determine whether there is objective evidence that it is impaired. A financial asset is impaired if objective evidence indicates that a loss event(s) has occurred after the initial recognition of the asset, and that the loss event(s) has an impact on the estimated future cash flows of that asset that can be estimated reliably.

Objective evidence that financial assets (including equity securities) are impaired can include default or delinquency by a debtor, restructuring of an amount due to the Company on terms that the Company would not consider otherwise, indications that a debtor or issuer will enter bankruptcy, adverse changes in the payment status of borrowers or issuers, economic conditions that correlate with defaults or the disappearance of an active market for a security. In addition, for an investment in an equity security, a significant or prolonged decline in its fair value below its cost is objective evidence of impairment. The Company considers a decline of 20% to be significant and a period of 9 months to be prolonged.

Financing and advances

The Company considers evidence of impairment for financing and advances at both a specific asset and collective level. All individually significant financing and advances are assessed for specific impairment. All individually significant receivables found not to be specifically impaired are then collectively assessed for any impairment that has been incurred but not yet identified. Financing and advances that are not individually significant are collectively assessed for impairment by grouping together financing and advances with similar risk characteristics.

In assessing collective impairment, the Company uses historical trends of the probability of default, the timing of recoveries and the amount of loss incurred, adjusted for management's judgement as to whether current economic and credit conditions are such that the actual losses are likely to be greater or less than suggested by historical trends.

An impairment loss in respect of a financial asset measured at amortised cost is calculated as the difference between its carrying amount and the present value of the estimated future cash flows, discounted at the asset's original effective profit rate. Losses are recognised in profit or loss and reflected in an allowance account against financing and advances. Profit on the impaired asset continues to be recognised. When the Company considers that there are no realistic prospects of recovery of the asset, the relevant amounts are written off. If the amount of impairment loss subsequently decreases and the decrease can be related objectively to an event occurring after the impairment was recognised, then the previously recognised impairment loss is reversed through profit or loss.

Available-for-sale financial assets

Impairment losses on available-for-sale financial assets are recognised by reclassifying the losses accumulated in the fair value reserve in equity to profit or loss. The cumulative loss that is reclassified from equity to profit or loss is the difference between the acquisition cost, net of any principal repayment and amortisation, and the current fair value, less any impairment loss recognised previously in profit or loss. Changes in cumulative impairment provisions attributable to application of the effective profit method are reflected as a component of profit income. If, in a subsequent period, the fair value of an impaired available-for-sale Sukuk increases and the increase can be related objectively to an event occurring after the impairment loss was recognised, then the impairment loss is reversed. The amount of the reversal is recognised in profit or loss. However, any subsequent recovery in the fair value of an impaired available-for-sale equity security is recognised in OCI.

(ii) *Non-financial assets*

The carrying amounts of the Company's non-financial assets, other than deferred tax assets, are reviewed at each reporting date to determine whether there is any indication of impairment. If any such indication exists, then the asset's recoverable amount is estimated. An impairment loss is recognised if the carrying amount of an asset or its related cash-generating unit ("CGU") exceeds its estimated recoverable amount.

The recoverable amount of an asset or CGU is the greater of its value in use and its fair value less costs to sell. In assessing value in use, the estimated future cash flows are discounted to their present value using a pre-tax discount rate that reflects current market assessments of the time value of money and the risks specific to the asset or CGU. For the purpose of impairment testing, assets that cannot be tested individually are grouped together into the smallest group of assets that generates cash inflows from continuing use that are largely independent of the cash inflows of other assets or CGUs.

Impairment losses are recognised in profit or loss. Impairment losses recognised in prior periods are assessed at each reporting date for any indications that the loss has decreased or no longer exists. An impairment loss is reversed if there has been a change in the estimates used to determine the recoverable amount. An impairment loss is reversed only to the extent that the asset's carrying amount does not exceed the carrying amount that would have been determined, net of depreciation or amortisation, if no impairment loss had been recognised.

3.6 Provisions

A provision is recognised if, as a result of a past event, the Company has a present legal or constructive obligation that can be estimated reliably, and it is probable that an outflow of economic benefits will be required to settle the obligation.

Provisions are determined by discounting the expected future cash flows at a pre-tax rate that reflects current market assessments of the time value of money and the risks specific to the liability. The unwinding of the discount is recognised as finance cost.

3.7 Employee benefits

(i) *Defined contribution plans*

A defined contribution plan is a post-employment benefit plan under which an entity pays fixed contributions into a separate entity and will have no legal or constructive obligation to pay further amounts. Obligations for contributions to defined contribution pension plans are recognised as an employee benefit expense in profit or loss in the periods during which related services are rendered by employees.

(ii) *Short term employee benefits*

Short-term employee benefit obligations are measured on an undiscounted basis and are expensed as the related service is provided. A liability is recognised for the amount expected to be paid under short-term cash bonus or profit-sharing plans if the Company has a present legal or constructive obligation to pay this amount as a result of past service provided by the employee, and the obligation can be estimated reliably.

3.8 Takaful Contracts

(i) *Classification of takaful and investment contracts*

Takaful contracts are contracts in which the Company underwrites/accepts significant risks (by pooling the risks in a risk fund) from participants of Family Takaful Funds (collectively referred to as “the funds”) by agreeing to compensate the participant or other beneficiary if a specified uncertain future event (“the takaful event”) adversely affects the participant or other beneficiary. Takaful risk is risk other than financial risk. Financial risk is the risk of a possible future change in one or more of a specified financial or non-financial variable.

Contracts where insignificant takaful risks are accepted by the funds are classified as either investment contracts or service contracts. There are currently no such contracts in the funds' portfolios.

Once a contract has been classified as a takaful contract, it remains a takaful contract for the remainder of its lifetime, even if the takaful risk reduces significantly during this period, unless all rights and obligations are extinguished or expired.

Based on the Company's assessment, all takaful contracts underwritten by the Company meet the definition of takaful contracts and accordingly are classified as takaful contracts.

(ii) *Takaful receivables and payables*

Takaful receivables and payables are recognised initially on the date they are originated. They are measured on initial recognition at the fair value of the consideration receivable or payable. Subsequent to initial recognition, takaful receivables and payables are measured at amortised cost, using the effective profit method. Bad debts are written off when identified and specific allowances for impairment are made for these receivables considered to be doubtful.

The carrying value of takaful receivables is reviewed for impairment whenever events or circumstances indicate that the carrying amount may not be recoverable. If there is objective evidence that the takaful receivable is impaired, the Company reduces the carrying amount of the takaful receivable accordingly and recognises that impairment loss in profit or loss. The Company gathers the objective evidence that a takaful receivable is impaired using the same process adopted for financial assets. The impairment loss is calculated under the same method used for these financial assets.

Takaful receivables and insurance payables are derecognised based on the same criteria as financial assets and liabilities respectively, as described in note 3.2

3.9 Family Takaful Fund

The Family Takaful Fund is maintained in accordance with the Takaful Order, 2008 and includes the profits attributable to participants, which represents the participants' share of the return of investments and are distributable in accordance with the terms and conditions prescribed by the Company.

The net surplus for the Company and individual family takaful is determined after taking into account unearned contributions, retakaful, claims incurred, wakalah fees, commissions and miscellaneous expenses.

The net surplus from family inwards retakaful is determined after deducting the reserve for provisions for claims incurred but not reported ("IBNR") and net claims incurred.

(i) Contribution income

Contribution income include contributions on contracts entered during the financial year based on inception date, irrespective of whether they relate in whole or in part to later financial years. Inward treaty retakaful contributions are recognised on the basis of periodic advances received from the ceding takaful operators. Outward retakaful contributions are recognised as contribution income in the same financial period as the underlying takaful risk which the retakaful relates.

(ii) Contribution liabilities

Contribution liabilities represent the future obligations on takaful contracts as represented by contribution received for risks that have not yet expired. The movement in contribution liabilities is released over the term of the takaful contracts and recognised as earned contribution income. Contribution liabilities are reported at the higher of the aggregate of the unearned contribution reserves ("UCR") respectively for all lines of business or the best estimate value of unexpired risk reserves ("URR") and a provision of risk margin for adverse deviation ("PRAD") calculated at 75% confidence level at the end of the financial year.

(iii) Unearned contribution reserves

The unearned contributions reserve ("UCR") of Takaful Family Fund represents the portion of the net contributions of takaful certificates written that relate to the unexpired periods of the certificates at the end of the financial period. The provision for UCR at each reporting date is calculated using the 1/365 method on written contribution for family takaful business.

(iv) *Unexpired risk reserves*

Unexpired risk reserves is the prospective estimate of the expected future payments arising from future events insured or covered under contracts in force as at the end of the financial year and also includes allowance for expenses, including overheads and costs of retakaful, expected to be incurred during the unexpired period in administering these policies or contracts and settling the relevant claims, and shall allow for expected future contributions refunds. URR is estimated via an actuarial valuation performed by qualified actuary, using mathematical method of estimation similar to incurred but not reported (“IBNR”) claims.

(v) *Claims incurred and provision for outstanding claims*

Claims and settlement costs that are incurred during the financial period are recognised when a claimable event occurs and/or the Company is notified. Claims and provisions for claims arising on individual family takaful certificates, including settlement costs, are accounted for using the gross premium valuation method where the liability is calculated as the present value of future benefits less the present value of future contributions.

The family takaful certificates are accounted for using the link ratio method by analysing the available past claims experience for each plan in order to detect patterns from which the future payments on outstanding claims and settlement costs can be estimated. For this purpose, the benefits payable under a family takaful certificate are recognised as follows:

- (a) maturity or other policy benefit payments due on specified dates are accounted for as claims payable on the due dates;
- (b) death, surrender and other benefits without due dates are treated as claims payable on the date of receipt of intimation of death of the participant or occurrence of contingency covered; and
- (c) provision is made for the cost of claims, together with related expenses, incurred but not reported (“IBNR”) at the reporting date, using a mathematical method of estimation where historical claims experience are used to project future claims. This is based on management’s best estimates. As with all projections, there are elements of uncertainty and the projected claim may be different from actual.

(vi) *Liability adequacy test*

The liability of the Company under takaful business is tested for adequacy by comparing the expected future contractual cash flows with the carrying amount of gross takaful contract provisions for unearned contributions and takaful claims. Where an expected shortfall is identified, additional provisions are made for unearned contributions or takaful claims and the deficiency is recognised in profit or loss.

3.10 Retakaful

The Company cedes takaful risk in the normal course of business for the purpose of limiting its net loss potential through the diversification of its risks. Retakaful assets represent balances receivable and recoverable from retakaful operators. Amounts recoverable from retakaful operators are estimated in a manner consistent with the outstanding claims provision or settled claims associated with the retakaful certificates and are in accordance with the related retakaful contracts.

Ceded retakaful arrangements do not relieve the Company from its obligations to participants. Contributions and claims are presented on a gross basis for both ceded and assumed retakaful.

Retakaful assets are reviewed for impairment at each reporting date or more frequently when an indication of impairment arises during the reporting period. Impairment occurs when there is objective evidence as a result of an event that occurred after initial recognition that the Family Takaful Fund may not receive all outstanding amounts due under the terms of the contract and the event has a reliably measurable impact on the amounts that the Family Takaful Fund will receive from the retakaful operator. The impairment loss is recorded in profit or loss.

Retakaful assets or liabilities are derecognised when the contractual rights are extinguished or expired or when the contract is transferred to another party.

Retakaful contracts that do not transfer significant takaful risk are accounted for directly through the statement of financial position. These are deposit assets or financial liabilities that are recognised based on the consideration paid or received less any explicit identified contributions or fees to be retained by the retakaful operators. Investment income on these contracts is accounted for using the effective profit method when accrued.

Assumed retakaful risks

The fund also assumes retakaful risk in the normal course of business for Family Takaful contracts when applicable.

Contributions and claims on assumed retakaful are recognised as revenue or expenses in the same manner as they would be if the retakaful were considered direct business, taking into account the product classification of the retakaful business. Retakaful liabilities represent balances due to retakaful operators. Amounts payable are estimated in a manner consistent with the related retakaful contract.

3.11 Participants' fund

The participants' fund represents the accumulated surplus attributable to participants of the Family Takaful Fund. The reserve from surpluses is distributable to participants in accordance with the terms and conditions prescribed by the Company.

3.12 Expenses liability

The contract underlying takaful operations defines a unique relationship between the Takaful Operator and participants of a takaful scheme. While the Family Takaful Funds are responsible to meet contractual benefits accorded to participants on the basis of mutual assistance amongst participants, the Company is expected to duly observe fundamental obligations towards the participants, particularly in terms of adhering to Shariah principles and undertaking fiduciary duties to prudently manage the takaful funds as well as meet costs involved in managing the takaful business.

In carrying out its fiduciary duties, the Company must put in place sufficient measures to ensure the sustainability of the Family Takaful Funds to meet takaful benefits and the Takaful Operator's fund to support the takaful certificates for the full term. These measures include the setting up of appropriate provisions for liabilities based on management's best estimates in the Takaful Operator's fund on behalf of participants in Family Takaful Funds, to ensure that adequate funds are available to meet all contractual obligations and commitments as they fall due.

Unexpired wakalah fee ("UWF") represents the portion of unexpired period of wakalah fee at the end of the financial period. The UWF at the end of the financial period is calculated using the 1/24 method on wakalah fee for each takaful certificate underwritten.

Expenses liability of Family Takaful Fund

Expenses liability is recognised in the Takaful Operator's fund. The method used to measure expenses liability is consistent with the method used to value takaful liabilities of the corresponding family takaful certificate. The Company classifies expenses liabilities as part of other payables.

3.13 Commission expenses

The cost of acquiring and renewing takaful certificates net of income derived from ceding retakaful contribution, is recognised as incurred.

Mudharabah policies

Commission expenses are borne by the Family Takaful funds with the resulting underwriting surplus/deficit after expenses shared between the Company and the participants as approved by the Shariah Advisory Body.

Wakalah policies

Commission expenses are borne by the Takaful Operator's fund at an agreed percentage of the gross contribution. This is in accordance with the principles of Wakalah as approved by the Shariah Advisory body.

3.14 Wakalah fee

The wakalah fee is income to the Takaful Operator and is charged to the Family Takaful Funds and correspondingly recognised as an expense in the respective funds' profit or loss at an agreed percentage for each takaful certificate underwritten. This is in accordance with the principles of wakalah as approved by the Shariah Committee and is agreed between the participants and the Company.

Commission, acquisition costs and management expenses of the Family Takaful Funds are borne by the Takaful Operator and included as a component of wakalah fee income.

Except for certain corporate takaful certificates where the contract rates are individually negotiated and agreed with the participants, the wakalah fee rate was as follows throughout the year:

Family takaful	38% (2020: 38%)
As-syifa takaful	24% (2020: 24%)

In addition, the following products are based on the wakalah model with modifications to account for the profit share element of investment returns:

Nur savings (Hybrid wakalah)	35% (2020: 35%)
Mawaadah & Takaful Cahaya Mata (Modified wakalah)	40% (2020: 40%)

3.15 Profit sharing contracts

Al-Mudharabah is a contract (akad) of partnership between the owner of the asset/capital (Rabbul Mal) to surrender his/her capital to entrepreneurs (Mudharib) for business purposes, where the owner of the asset/capital (Rabbul Mal) gives full consent to the entrepreneur without any condition regarding the capital use. However, the entrepreneur is still responsible to manage the business according to the Uruf (normal practices or conventions) which does not contradict with Shariah principles.

Profits are shared in accordance to the profit sharing ratio. However, any capital loss is borne by the capital owner (Rabbul Mal) while the entrepreneur (Mudharib) does not receive any return on the efforts made.

The net surplus sharing ratio of the Company and participants is as follows:

Group Family (Annual policies)	50% (2020: 50%)
Family Savings & Financing	30% (2020: 30%)
Nur Savings (Hybrid wakalah)	30% (2020: 30%)
Mawaadah & Takaful Cahaya Mata (Modified wakalah)	40% (2020: 40%)

The net surplus from family inwards retakaful is determined after deducting the reserve for provisions for claims IBNR and net claims incurred. The net surplus is distributable in accordance with terms and conditions prescribed by the Company.

3.16 Investment income

Dividend income from investments is recognised when the right to receive payment has been established.

Gains and losses arising on disposals of investments are recognised in profit or loss.

3.17 Zakat

This represents tithes payable by the Company to comply with the principles of Shariah and as approved by the Shariah Advisory Board.

3.18 Tax expense

Tax expense comprises current and deferred tax. Current tax and deferred tax is recognised in profit or loss except to the extent that it relates to a business combination, or items recognised directly in equity or in OCI.

The Company has determined that interest and penalties related to income taxes, including uncertain tax treatments, do not meet the definition of income taxes, and therefore accounted for them under IAS 37 *Provisions, Contingent Liabilities and Contingent Assets*.

Current tax is the expected tax payable or receivable on the taxable income or loss for the year, measured using tax rates enacted or substantively enacted at the reporting date, and any adjustment to tax payable in respect of previous years. The amount of current tax payable or receivable is the best estimate of the tax amount expected to be paid or received that reflects uncertainty related to income taxes, if any. Current tax also included any tax arising from dividends.

Current tax assets and liabilities are offset only if certain criteria are met.

Deferred tax is recognised in respect of temporary differences between the carrying amounts of assets and liabilities for financial reporting purposes and the amounts used for taxation purposes. Deferred tax is not recognised for temporary differences on the initial recognition of assets or liabilities in a transaction that is not a business combination and that affects neither accounting nor taxable profit or loss, temporary differences related to investments in subsidiaries to the extent that the Company is able to control the timing of the reversal of the temporary difference and it is probable that they will not reverse in the foreseeable future and taxable temporary differences arising on the initial recognition of goodwill.

The measurement of deferred taxes reflects the tax consequences that would follow the manner in which the Company expects, at the reporting date, to recover or settle the carrying amount of its assets and liabilities. Deferred tax is measured at the tax rates that are expected to be applied to the temporary differences when they reverse, based on tax rates and tax laws that have been enacted or substantively enacted by the reporting date, and reflects uncertainty related to income taxes, if any.

Deferred tax assets are recognised for unused tax losses, unused tax credits and deductible temporary differences, to the extent that it is probable that future taxable profits will be available against which they can be used. Future taxable profits are determined based on the reversal of relevant taxable temporary difference. If the amount of taxable temporary differences is insufficient to recognise a deferred tax asset in full, then future taxable profits, adjusted for reversals of existing temporary differences, are considered, based on the business plans of the Company. Deferred tax assets are reviewed at each reporting date and are reduced to the extent that it is no longer probable that the related tax benefit will be realised; such reductions are reversed when the probability of future taxable profits improves.

Unrecognised tax assets are reassessed at each reporting date and recognised to the extent that it has become probable that future taxable profits will be available against which they can be used.

3.19 New standards and interpretations not adopted

A number of new standards and amendments to standards are effective for annual periods beginning after 1 January 2021 and earlier application is permitted; however the Company has not early applied the following new or amended standards in preparing these statements.

For those new standards and amendments to standards that are expected to have an effect on the financial statements of the Company in future financial periods, the Company is assessing the transition options and the potential impact on its financial statements, and to implement these standards. The Company does not plan to adopt these standards early.

(i) *Applying IFRS 9 Financial Instruments with IFRS 4 Insurance Contracts (Amendments to IFRS 4)*

The amendments introduce two approaches for entities that apply IFRS 4 to reduce the impact of differing effective dates with IFRS 17 *Insurance Contracts* and IFRS 9 *Financial*

Instruments, and respond to concerns regarding temporary accounting mismatch and volatility: an overlay approach and a temporary exemption from applying IFRS 9.

The amended IFRS 4:

- gives all companies that issue insurance contracts the option to recognise in other comprehensive income, rather than profit or loss, the volatility that could arise when IFRS 9 is applied before the new insurance contracts standard is issued (the “Overlay Approach”); and
- gives companies whose activities are predominantly connected with insurance an optional temporary exemption from applying IFRS 9 until the earlier of annual reporting periods beginning on or after 1 January 2023 or when IFRS 17 becomes effective. The entities that defer the application of IFRS 9 will continue to apply the existing financial instruments standard – IAS 39 until that time.

An insurer that applies the Overlay Approach shall disclose information to enable users of financial statements to understand:

- a) how the total amount reclassified between profit or loss and other comprehensive income in the reporting period is calculated; and
- b) the effect of that reclassification on the financial statements.

The amendments allowing the overlay approach are applicable when the insurer first applies IFRS 9.

An insurer that elects to apply the temporary exemption from IFRS 9 shall disclose information to enable users of financial statements:

- a) to understand how the insurer qualified for the temporary exemption; and
- b) to compare insurers applying the temporary exemption with entities applying IFRS 9.

The effective date of the amendments permitting the temporary exemption is for annual periods beginning on or after 1 January 2018. The temporary exemption is available for annual reporting periods beginning before 1 January 2023 and will expire once IFRS 17 becomes effective.

Potential impact on the financial statements

The new insurance accounting standard that is currently under consideration is expected to have a significant impact on the Company’s financial statements. That standard may impact how the classification and measurement of financial instruments requirements under IFRS 9 is adopted.

The Company has decided that it will elect the temporary exemption in the amendments to IFRS 4 from applying IFRS 9 until IFRS 17 is effective. The Company will be able to perform a comprehensive assessment of the impact of both standards, taking into considerations the options available for the implementation of both standards together. The Company assessed that it has qualified for the temporary exemption as the carrying amount of its liabilities arising from contracts within the scope of IFRS 4 is significant compared to the total carrying amount of all its liabilities; and that the total carrying amount of its liabilities connected with insurance is more than 90% of its total liabilities as at 31 December 2015. There were no changes to the Company's activities after this date, hence no reassessment was required at subsequent reporting year-end.

The fair value information of the Company's directly held financial assets at 31 December 2021 with contractual terms that give rise on specified dates to cash flows are solely payments of principal and interest ("SPPI") condition of IFRS 9, excluding any financial asset that meets the definition of held for trading or that is managed and evaluated on a fair value basis of IFRS 9 are shown in the table below, together with all other financial assets:

	Financial assets that pass the SPPI test, excluding any financial asset that meets the definition of held for trading or that is managed and evaluated on a fair value basis of IFRS 9		All other financial assets	
	Fair value at 31 December 2021 BND'000	Movement in the fair value during the year BND'000	Fair value at 31 December 2021 BND'000	Movement in the fair value during the year BND'000
Cash and cash equivalents	66,552	–	–	–
Other receivables	858	–	–	–
Sukuk/Debt securities			48,503	(1,546)
Investments in mutual funds			1,509	9
Available-for-sale equity securities	–		12,143	65
Total financial assets	67,410	–	62,155	(1,472)

The financial assets that pass the SPPI test, excluding any financial asset that meets the definition of held for trading or that is managed and evaluated on a fair value basis of IFRS 9 in the table above are classified as amortised cost under IAS 39. The credit ratings of these financial assets, analysed on the same basis, are as follows:

	Credit rating (from Standard & Poor's or equivalent)		
	Below		
	BBB- or		
	A+ to A-	not rated	Total
2021	BND'000	BND'000	BND'000
Cash and cash equivalents	66,516	36	66,552
Other receivables	–	858	858
	66,516	910	67,426

All of the above financial assets have low risk of default and hence they have low credit risk at the reporting date.

(ii) IFRS 15 Revenue from Contracts with customers

IFRS 15 establishes a comprehensive framework for determining whether, how much and when revenue is recognised. It replaces existing revenue recognition guidance, including IAS 18 *Revenue*, IAS 11 *Construction Contracts* and IFRIC 13 *Customer Loyalty Programmes*. The core principle of the new standard is for companies to recognise revenue to depict the transfer of goods or services to customers in amounts that reflect the consideration (that is, payment) to which the Company expects to be entitled in exchange for those goods or services. The new standard will also result in enhanced disclosures about revenue, provide guidance for transactions that were not previously addressed comprehensively and improve guidance for multiple-element arrangements.

IFRS 15 is effective for annual reporting periods beginning on or after 1 January 2018, with early adoption permitted.

The Company deems that revenue recognition for insurance contracts will fall under the scope of IFRS 17 Insurance Contracts which has been deferred for application until 1 January 2023.

(iii) IFRS 17 Insurance Contracts

IFRS 17 is set to replace IFRS 4 Insurance Contracts. IFRS 17 requires an entity that issues insurance contracts to report them on the balance sheet as the total of:

- b) The fulfilment cash flows, which are risk-adjusted, explicit, unbiased and probability-weighted estimate of the present value of future cash flows that will arise as the entity fulfils the contracts; and
- c) The contractual service margin (“CSM”), which is the amount that represents the unearned profit that the entity will recognise in profit or loss as services are provided.

The expected profit for providing insurance coverage is recognised in profit or loss over time as the insurance coverage is provided. IFRS 17 requires the entity to distinguish between groups of contracts expected to be profit-making and groups of contracts expected to be loss-making, at initial recognition.

Any expected losses arising from loss-making, or onerous, contracts are accounted for in profit or loss as soon as the entity determines that losses are expected. IFRS 17 requires the entity to update the fulfilment cash flows are reflected in either profit or loss or OCI – or, in some cases, they adjust the CSM – depending on their nature.

IFRS 17 also requires disclosures, which, together with information presented in the primary financial statements to enable users of financial statements, will provide a basis for users of the entity's financial statements to assess the effects that insurance contracts have on its financial position, financial performance and cash flows.

IFRS 17 was issued in May 2017, and effective for the Company for years beginning on 1 January 2023, and to be applied retrospectively. The standard will replace IFRS 4 Insurance Contracts and will materially change the recognition and measurement of insurance contracts and the corresponding presentation and disclosure in the Company's financial statements. With the issuance of the revised IFRS 17 in June 2020, the IASB has confirmed the deferral of the effective date of IFRS17 to financial periods beginning 1 January 2023.

The Company is currently assessing the potential impact on its financial statements.

4 Segmental information

Statement of financial position

As at 31 December

	2021			2020		
	Operator Fund BND'000	Participant Fund BND'000	Total BND'000	Operator Fund BND'000	Participant Fund BND'000	Total BND'000
Assets						
Cash and cash equivalents	21,737	44,815	66,552	22,191	87,005	109,196
Takaful receivables	—	627	627	—	1,645	1,645
Other receivables	137	737	874	567	146	713
Unexpired wakalah fees	—	204	204	—	879	879
Other investments	8,507	53,648	62,155	6,960	5,118	12,078
Ceded share of takaful contract liabilities	—	32	32	—	271	271
Balances with Brunei Darussalam Central Bank	1,000	—	1,000	1,000	—	1,000
Property and equipment	—	—	—	—	—	—
Total Assets	31,381	100,063	131,444	30,718	95,064	125,782
Liabilities						
Takaful payables	—	1,029	1,029	—	803	803
Other payables	4,073	271	4,344	6,206	270	6,476
Lease liabilities	—	—	—	—	—	—
Takaful contract liabilities	—	32,267	32,267	—	33,140	33,140
Provision for zakat and taxation	670	—	670	309	—	309
Total liabilities	4,743	33,567	38,310	6,515	34,213	40,728
Participants' fund	—	66,496	66,496	—	60,851	60,851
Equity						
Share capital	8,000	—	8,000	8,000	—	8,000
Reserves	3,460	—	3,460	3,423	—	3,423
Retained earnings	15,178	—	15,178	12,780	—	12,780
Total shareholders' equity	26,638	—	26,638	24,203	—	24,203
Total equity and liabilities	31,381	100,063	131,444	30,718	95,064	125,782

4 Segmental information (continued)

Statement of profit or loss Year ended 31 December	2021			2020		
	Operator Fund BND'000	Participant Fund BND'000	Total BND'000	Operator Fund BND'000	Participant Fund BND'000	Total BND'000
Gross takaful contributions	–	17,476	17,476	–	19,365	19,365
Contributions ceded to retakaful	–	(484)	(484)	–	(498)	(498)
Net takaful contributions	–	16,992	16,992	–	18,867	18,867
Change in unearned contribution reserves	–	1,583	1,583	–	(920)	(920)
Change in unearned contribution reserves ceded to retakaful	–	(111)	(111)	–	(41)	(41)
Net earned contributions	–	18,464	18,464	–	17,906	17,906
Gross claims paid	–	(6,208)	(6,208)	–	(7,298)	(7,298)
Claims paid ceded to retakaful	–	162	162	–	152	152
Gross change to claims liabilities	–	(655)	(655)	–	4,836	4,836
Change to claims liabilities ceded to retakaful	–	(79)	(79)	–	32	32
Net claims	–	(6,780)	(6,780)	–	(2,278)	(2,278)
Wakalah income/(expense)	5,132	(5,132)	–	6,206	(6,206)	–
Amortisation of unexpired wakalah fees	–	(674)	(674)	–	278	278
Takaful profit	5,132	5,878	11,010	6,206	9,700	15,906
Investment income	668	840	1,508	778	959	1,737
Share of profit	123	(123)	–	110	(110)	–
Other operating income	36	3	39	41	3	44
Other income	827	720	1,547	929	852	1,781
Personnel expenses	(662)	–	(662)	(848)	–	(848)
Change in expense reserves	1,238	–	1,238	385	–	385
Finance costs	–	–	–	(29)	–	(29)
Other operating expenses	(3,067)	(1,037)	(4,104)	(4,589)	6	(4,583)
Other expenses	(2,491)	(1,037)	(3,528)	(5,081)	6	(5,075)
(Profit) attributable to participants' fund	–	(5,561)	(5,561)	–	(10,558)	(10,558)
Profit before zakat and taxation	3,468	–	3,468	2,054	–	2,054
Zakat	–	–	–	–	–	–
Tax expense	(603)	–	(603)	(267)	–	(267)
Profit for the year	2,865	–	2,865	1,787	–	1,787

5 Cash and cash equivalents

	Takaful Operator BND'000	Family Takaful Fund BND'000	Total BND'000
2021			
Cash and bank balances	1,237	3,735	4,972
Short term deposits	20,500	41,080	61,580
	21,737	44,815	66,552
2020			
Cash and bank balances	1,291	56,105	57,396
Short term deposits	20,900	30,900	51,800
	22,191	87,005	109,196

As at the reporting date, the carrying amounts of cash and bank balances approximate their fair value. All short term deposits are generally placed on short-term maturities or repayable on demand.

6 Takaful receivables

	Family Takaful Fund BND'000
2021	
Amounts due from participants and brokers	1,260
Less: Allowances for doubtful receivables from participants and brokers	(633)
	627
2020	
Amounts due from participants and brokers	1,731
Less: Allowances for doubtful receivables from participants and brokers	(86)
	1,645

Takaful receivables are current and all amounts are due within one year.

The aging of takaful receivables and related allowance for doubtful receivables at the reporting date are as follows:

	----- 2021 -----			----- 2020 -----		
	Gross BND'000	Allowance BND'000	Net BND'000	Gross BND'000	Allowance BND'000	Net BND'000
Not due	1	-	1	150	-	150
Up to 6 months	626	-	626	1,495	-	1,495
Above 6 months but not exceeding 12 months	415	(415)	-	2	(2)	-
Above 12 months	218	(218)	-	84	(84)	-
	1,260	(633)	627	1,731	(86)	1,645

The above receivables have been individually assessed for impairment after considering information such as occurrence of significant changes in the counterparty's financial position, patterns at historical payment information and dispute with counterparties.

Based on historical default rates, the Company believes that no impairment allowance is necessary in respect of the takaful receivables not past due or past due up to 6 months, other than those where specific provisions have already been made in the accounts.

The movements in allowance for doubtful receivables in respect of takaful receivables during the year are as follows:

	2021	2020
	BND'000	BND'000
At 1 January	86	197
Impairment losses made on takaful receivables	1,030	389
Recovery of bad and doubtful takaful receivables	(483)	(500)
At 31 December	633	86

7

Other receivables

	Takaful Operator BND'000	Family Takaful Fund BND'000	Total BND'000
2021			
Other receivables	(44)	97	53
Accrued income	163	640	803
Deposits	2	–	2
Prepayments	16	–	16
	137	737	874
2020			
Other receivables	–	14	14
Accrued income	319	351	670
Deposits	13	–	13
Prepayments	16	–	16
	348	365	713

Other receivables are current. The management believes that there is no significant credit risk in respect of other receivables as they are not material and all fall due within a year.

8 Unexpired wakalah fee

Family Takaful Fund	2021 BND'000	2020 BND'000
At 1 January	879	601
Wakalah fee paid during the year (note 18)	5,132	6,206
Amortisation of wakalah fee during the year	(5,807)	(5,928)
At 31 December	204	879

Unexpired wakalah fees is current.

9 Other investments

	Takaful Operator BND'000	Family Takaful Fund BND'000	Total BND'000
2021			
Fair value through profit or loss			
Sukuk / Debt securities	–	48,503	48,503
Investments in mutual funds	1,509	–	1,509
Investments at FVTPL	1,509	48,503	50,012
Available-for-sale			
Equity securities	6,998	5,145	12,143
Investments at FVOCI	6,998	5,145	12,143
Total	8,507	53,648	62,155
2020			
Available-for-sale			
Sukuk	–	–	–
Equity securities	6,960	5,118	12,078
	6,960	5,118	12,078

The sukuk asset (available-for-sale) relates to a single sukuk exposure which was fully impaired since 2016 following the announcement of judicial management of the parent company which issued the sukuk and the subsequent default of sukuk coupon on 29th July 2016 and 2nd August 2016 respectively. Management has initiated legal proceedings for asset recovery and continues to deem the sukuk as impaired as at the current year end.

Included in equity securities are shares held in a related party of BND\$12,143,000 (2020: BND\$12,078,000).

Other investments are allocated as follows:

	2021	2020
	BND'000	BND'000
Non-current	62,155	12,078
Current	—	—
	62,155	12,078

Information about the Company's exposures to credit and market risks, and fair value measurement, is included in note 25.

10 Takaful contract liabilities

	Family Takaful Fund		
	Gross	Ceded	Net
	BND'000	share	BND'000
	BND'000	BND'000	BND'000
2021			
Unexpired risk reserves	—	—	—
Unearned contribution reserves	721	—	721
	721	—	721
Provision for outstanding claims			
- Outstanding claims	1,187	(3)	1,184
- Outstanding claims incurred but not reported (IBNR)	30,359	(29)	30,330
	31,546	(32)	31,514
	32,267	(32)	32,235
2020			
Unexpired risk reserves	5	(2)	3
Unearned contribution reserves	2,244	(109)	2,135
	2,249	(111)	2,138
Provision for outstanding claims			
- Outstanding claims	538	(143)	395
- Outstanding claims incurred but not reported (IBNR)	30,353	(17)	30,336
	30,891	(160)	30,731
	33,140	(271)	32,869

Unearned contribution reserves ("UCR") pertains to contribution liabilities arising from takaful contracts. Unexpired risk reserves are required to cover the excess of UCR which has arisen from As-Syifa product during the year for the estimated future claims liabilities that are expected to emerge.

The movements in takaful contract provisions are as follows:

	Family Takaful Fund		
	Gross BND'000	Ceded share BND'000	Net BND'000
2021			
Unearned contribution reserves			
At 1 January	2,244	(109)	2,135
Premiums written	17,476	(484)	16,992
Premiums earned	(18,999)	593	(18,406)
At 31 December	721	–	721
Provision for outstanding claims			
At 1 January	30,891	(160)	30,731
Claims (paid)/recovered	(6,208)	162	(6,046)
Claims incurred	6,863	(34)	6,829
At 31 December	31,546	(32)	31,514
2020			
Unearned contribution reserves			
At 1 January	1,270	(137)	1,133
Premiums written	19,365	(498)	18,867
Premiums earned	(18,391)	526	(17,865)
At 31 December	2,244	(109)	2,135
Provision for outstanding claims			
At 1 January	35,728	(129)	35,599
Claims (paid)/recovered	(7,298)	152	(7,146)
Claims incurred	2,461	(183)	2,278
At 31 December	30,891	(160)	30,731

The table below summarises the estimated duration profiles of the provision for outstanding claims:

	Family Takaful Fund		
	Gross BND'000	Ceded share BND'000	Net BND'000
2021			
Due within one year	1,117	(3)	1,114
Due after one through three years	70	–	70
Due after three to five years	–	–	–
Due after five years	30,359	(29)	30,330
	31,546	(32)	31,514

2020

Due within one year	538	(140)	398
Due after one through three years	–	(3)	(3)
Due after three to five years	–	–	–
Due after five years	30,353	(17)	30,336
	<u>30,891</u>	<u>(160)</u>	<u>30,731</u>

11 Balances with Brunei Darussalam Central Bank

Under Section 16 of the Takaful Order, 2008 and Regulation 9(1) of the Takaful Regulations, 2008, the Company is required to maintain cash balance of BND\$1 million with Brunei Darussalam Central Bank (“BDCB”).

12 Property and equipment

	Right-of-use assets BND'000
Cost	
At 1 January 2020	598
Additions	–
Disposal	(598)
At 31 December 2020	–
Additions	–
Disposals	–
At 31 December 2021	–
Accumulated depreciation and impairment losses	
At 1 January 2020	90
Depreciation	110
Disposals	(200)
At 31 December 2020	–
Depreciation	–
Disposals	–
At 31 December 2021	–
Carrying amounts	
At 1 January 2020	508
At 31 December 2020	–
At 31 December 2021	–

13 Takaful payables

	Takaful Operator BND'000	Family Takaful BND'000	Total BND'000
2021			
Amount due to:			
- retakaful companies	–	1,029	1,029
	–	1,029	1,029
2020			
Amount due to:			
- retakaful companies	–	803	803
	–	803	803

Takaful payables are current. Takaful payables are non-profit bearing and are generally repayable within 60 days.

14 Other payables

	Takaful Operator BND'000	Family Takaful Fund BND'000	Total BND'000
2021			
Advanced contributions from participants	–	28	28
Profit payable to participants	–	243	243
Amount due to immediate holding Company (non-trade)	(622)	–	(622)
Accrued expenses	4,505	–	4,505
Other payables	190	–	190
	<u>4,073</u>	<u>271</u>	<u>4,344</u>
2020			
Advanced contributions from participants	–	34	34
Profit payable to participants	–	236	236
Amount due to immediate holding company (non-trade)	160	–	160
Accrued expenses	5,806	–	5,806
Other payables	240	–	240
	<u>6,206</u>	<u>270</u>	<u>6,476</u>

Other payables are all current.

15 Leases

Leases as lessee

The Company leases office space and equipment. The leases typically runs for a period of one to five years. Lease payments are renegotiated before the lease expiry to reflect market rentals.

The Company leases IT equipment with contract terms of one to three years. These leases are short-term and/or leases of low value items. The Company has elected not to recognise the right-of-use assets and lease liabilities for these leases.

Information about leases for which the Company is a lessee is presented below:

Right-of-use assets

Right-of-use assets related to leased properties are presented as property and equipment (see Note 12).

Lease liabilities

	2021	2020
	BND'000	BND'000
Less than one year	—	—
One to five years	—	—
Total undiscounted lease liabilities at 31 December	—	—

Reconciliation of movements of liabilities to cash flows arising from financing activities

	2021	2020
	BND'000	BND'000
Balance at 1 January	—	526
<i>Changes from financing cash flows</i>		
Payment of lease liabilities	—	(128)
Interest paid	—	(29)
<i>Other changes</i>		
Derecognition of lease	—	(398)
Interest expense	—	29
Balance at 31 December	—	—
Current	—	—
Non-current	—	—
Lease liabilities included in the statement of financial position at 31 December	—	—

Amounts recognised in profit or loss

Lease liabilities are part of financial statement captions as stated. Finance charges are part of financial statement caption 'Finance costs'.

Leases are presented as follows in the income statement:

	2021	2020
	BND'000	BND'000
Finance charges on lease liabilities	—	29
Depreciation of right-of-use assets	—	110
Expenses relating to short-term leases	—	15
	—	15

Amounts recognised in statement of cash flows

	2021	2020
	BND'000	BND'000
Total cash outflow for leases	—	157

16 Participants' fund

Participants' fund balance at the reporting date comprises the following:

2021	BND'000
Unallocated/accumulated surplus b/f	
Profit attributable to takaful funds	60,851
Outright transfer from Operator's fund	5,561
Hibah paid to participants for the year	(32)
Other adjustments to tabarru	88
Movement in Available for sale reserve attributable to participants	28
Net assets value attributable to unit holders c/f	<u>66,496</u>
2020	BND'000
Unallocated/accumulated surplus b/f	51,554
Profit attributable to takaful funds	10,558
Outright transfer from Operator's fund	–
Hibah paid to participants for the year	(52)
Other adjustments to tabarru	3
Movement in Available for sale reserve attributable to participants	(1,212)
Net assets value attributable to unit holders c/f	<u>60,851</u>

17 Capital and reserves

	2021 and 2020	
	Number of shares BND'000	Amount BND'000
Authorised		
Ordinary shares of \$1 each	<u>100,000</u>	<u>100,000</u>
Issued and fully paid up		
Ordinary shares of \$1 each	<u>8,000</u>	<u>8,000</u>

Ordinary shares

The holder of ordinary shares are entitled to receive dividends as declared from time to time and are entitled to one vote per share at meetings of the Company.

Available-for-sale reserve

The available-for-sale reserve comprises the cumulative net change in the fair value of available-for-sale financial assets until the investments are derecognised or impaired.

	2021 BND'000	2020 BND'000
Available-for-sale reserve	<u>3,460</u>	<u>3,423</u>

Dividends

The following dividends were declared and paid by the Company:

For the year ended 31 December

	2021	2020
	BND'000	BND'000
Paid by the Company to owners of the Company		
BND\$0.058 per ordinary share (in respect of financial year 2020)	467	–
BND\$0.06 per ordinary share (in respect of financial year 2019)	–	480
	467	480
	467	480

After the respective reporting dates, the following dividends were proposed by the directors. These dividends have not been provided for:

	2021	2020
	BND'000	BND'000
BND\$0.1115 per ordinary share (2020: BND\$0.058)	892	467
	892	467
	892	467

18 Wakalah fee

	Takaful Operator BND'000	Family Takaful Fund BND'000	Total BND'000
2021			
Wakalah income	5,132	–	5,132
Wakalah expense	–	(5,132)	(5,132)
	5,132	(5,132)	–
	5,132	(5,132)	–
2020			
Wakalah income	6,206	–	6,206
Wakalah expense	–	(6,206)	(6,206)
	6,206	(6,206)	–
	6,206	(6,206)	–

19 Other operating income

	Takaful Operator BND'000	Family Takaful Fund BND'000	Total BND'000
2021			
Mudharabah share of profit income	123	(123)	–
Other income	36	3	39
	<u>159</u>	<u>(120)</u>	<u>39</u>
2020			
Mudharabah share of profit income	110	(110)	–
Other income	41	3	44
	<u>151</u>	<u>(107)</u>	<u>44</u>

20 Personnel expenses

	Total	
	2021 BND'000	2020 BND'000
Salaries and bonus	563	673
Contributions to defined contribution plans	47	60
Other personnel expenses	52	115
	<u>662</u>	<u>848</u>

21 Profit for the year

The following items have been included in arriving at profit for the year:

		Total	
	Note	2021 BND'000	2020 BND'000
Agent commissions		1,521	1,488
Contribution debtors written off	6	1,030	389
Legal, professional and audit fees		192	208
Depreciation	12	–	110
Finance costs lease charges		–	29
Claims handling expenses		(1,238)	(385)
Recovery of contribution debtors	6	<u>(483)</u>	<u>(500)</u>

22 Tax and zakat expenses

	2021	2020
	BND'000	BND'000
Tax recognised in profit or loss		
Current tax expense		
Current year	670	309
Adjustment for prior years	(67)	(42)
	603	267
Total tax expense	603	267

A reconciliation of effective tax expense for the Company is as follows:

	2021	2020
	BND'000	BND'000
Profit before zakat and taxation	3,468	2,054
Income tax using the domestic corporate tax rate of 18.5% (2020: 18.5%)	642	380
Others	(39)	(113)
	603	267

The amount of zakat is calculated on the net current assets of the shareholders' fund, and is payable by the Company in accordance with the principles of Shariah. There was a change in ownership of the immediate holding company to a charitable foundation on 12 December 2013. Consequently, the Company is exempted from paying zakat in accordance with AAIOIFI Shariah standard no (35) ruling 3/1/6 and 3/1/7.

All future zakat of the Company, if applicable, will be paid on behalf by a related party as the results are further consolidated into a larger group.

Subject to agreement by the Tax Authority, the Company has applied for a refund of Income Tax relating to Year of Assessment 2013, 2014 and 2016 (Years ended 31 December 2012, 2013 and 2015 respectively) amounting to \$383,000 as a result of the effect of the application of International Financial Reporting Standards ("IFRS") as required by the Regulator in 2014.

23 Significant related party transactions

Transactions with key management personnel

Key management personnel are defined as those persons having authority and responsibility for planning, directing and controlling the activities of the Company either directly or indirectly. The key management personnel include all the directors of the Company and certain senior management members of the Company.

Key management personnel compensation comprised:

	2021	2020
	BND'000	BND'000
Short-term employee benefits		
Directors' fees and other remuneration	2	6
Other key management personnel:		
- Salary and employee benefits	122	109
	122	109

Other related party transactions

The immediate holding company is Syarikat Takaful Brunei Darussalam, an investment holding company. The Company is an associate of Bank Islam Brunei Darussalam via its immediate holding company, and has significant related party transactions with Bank Islam Brunei Darussalam and its subsidiaries. Bank Islam Brunei Darussalam is a parent company into which the financial results of the Company are ultimately consolidated and publicly made available.

During the year, apart from the balances and transactions disclosed elsewhere in these financial statements, the transactions with the Company's related parties are as follows:

	2021	2020
	BND'000	BND'000
Shareholder		
- Commission and fees paid/ payable	1,117	1,099
	1,117	1,099

All short term deposits at respective year ends are held with related parties (note 5). Management fees of BND\$1,024,000 (2020: BND\$2,413,000) were paid to the immediate holding company during the year.

The management is of the opinion that all the above transactions have been entered into in the normal course of business and have been established on terms and conditions that are not materially different from those obtainable in transactions with unrelated parties.

24 Takaful risk management

The risk under any one takaful contract is the possibility that the takaful event occurs and the uncertainty of the amount of the resulting claim. By the very nature of a takaful contract, this risk is random and therefore unpredictable.

For a portfolio of takaful contracts where the theory of probability is applied to pricing and provisioning, the principal risk that the Company faces under its takaful contracts is that the actual claims and benefit payments exceed the carrying amount of the takaful liabilities. This could occur because the frequency or severity of claims and benefits are greater than estimated. Takaful events are random, and the actual number and amount of claims and benefits will vary from year to year from the level established using statistical techniques.

Experience shows that the larger the portfolio of similar takaful contracts, the smaller the relative variability about the expected outcome will be. In addition, a more diversified portfolio is less likely to be affected by a change in any subset of the portfolio. The Company has developed its takaful underwriting strategy to diversify the type of takaful risks accepted and within each of these categories to achieve a sufficiently large population of risks to reduce the variability of the expected outcome.

Factors that aggravate takaful risk include lack of risk diversification in terms of type and amount of risk and type of industry covered.

Frequency and severity of claims

The frequency and severity of claims can be affected by several factors such as the increase in the number of cases being heard in the court that have been inactive or latent for a long period of time. Estimated inflation is also a significant factor due to the long period typically required to settle these cases.

The Company manages these risks through its underwriting strategy, retakaful arrangements and claims handling process.

The underwriting strategy attempts to ensure that the underwritten risks are well diversified in terms of type and amount of risk. Underwriting limits that are in compliance with Brunei laws and regulations are in place to enforce appropriate risk selection criteria.

(i) Family Takaful Fund

The key coverage for the Family Takaful contracts

The key coverage for the Family Takaful contracts are death, total and permanent disability, hospital and surgical benefits, personal accident benefits, daily hospitalisation cash allowance benefit, and dread disease benefit.

Concentration of Family Takaful risk

The following gives details of the Company's concentration of risks based on Gross takaful contributions by main product categories:

	Gross BND'000	Retakaful BND'000	Net BND'000
Family Takaful Fund			
2021			
Group annual takaful contracts	2,451	(79)	2,372
Endowment	3,952	(2)	3,950
Financing	11,073	(403)	10,670
	17,476	(484)	16,992
2020			
Group annual takaful contracts	5,096	(425)	4,671
Endowment	3,061	(1)	3,060
Financing	11,208	(72)	11,136
	19,365	(498)	18,867

There is no concentration of takaful risk at the Company level by customer.

Key assumptions

The key assumptions to which the estimation of actuarial liabilities is particularly sensitive are as follows:

Mortality and morbidity rates

This is significant for contracts with significant coverage for death, total permanent disability and critical illness and the increase in the mortality or morbidity would have direct impact on the liability.

Discount rate

As the liabilities are the present value of future cash flows, both income and outgo, a decrease in discount rate would have an increasing impact on the liabilities and vice-versa.

Surrender rate

This is only applicable particularly to savings products, where when the rate is reduced (products with Participant Investment Fund) or increased (products without Participant Investment Fund), will impact to an increase of the liability.

Sensitivity analysis

The Family Takaful actuarial liabilities are sensitive to the key assumptions above and change in these assumptions may impact the liabilities of the Family Takaful Fund significantly. The correlation of assumptions will have a significant effect in determining the actuarial liabilities.

The purpose of the sensitivity analysis is to assess the relative importance of key assumptions used in the actuarial valuation of actuarial liabilities as at 31 December 2021, inclusive of the provision for adverse deviation (refer to “base scenario” in the sensitivity analysis table)

The analysis below is performed for reasonably possible movements in key assumptions with all other assumptions held constant, showing the impact on net liabilities. In reality, there are possibilities that a combination of adverse and favourable changes could arise. The sensitivities cannot capture all possible outcomes.

Management has assumed that that all retakaful recoveries are receivable in full. There is currently no official independently published source of Brunei national mortality tables to be compared against. Sensitivity analysis was not performed for inflation as these are not material and will not impact the portfolio significantly.

The key assumptions to which the estimation of actuarial liabilities is particularly sensitive are:

- Mortality;
- Lapse rate; and
- Discount rate.

2021		BND'000	BND'000
Net actuarial liabilities			
Base scenario		30,806	30,806
	Change in assumptions		
		+10% points	-10% points
<u>Assumptions</u>			
Mortality		30,808	30,803
Lapse Ratio		30,805	30,806
	Change in assumptions		
Discount rate		+0.5% points 30,805	-0.5% points 30,807
<hr/>			
2020		BND'000	BND'000
Net actuarial liabilities			
Base scenario		31,826	31,826
	Change in assumptions		
		+10% points	-10% points
<u>Assumptions</u>			
Mortality		31,828	31,824
Lapse Ratio		31,826	31,827
	Change in assumptions		
Discount rate		+0.5% points 31,826	-0.5% points 31,826
<hr/>			

Claims development

The following tables show the estimate of cumulative incurred claims, including both claims notified and IBNR for each successive accident year at the end of reporting period, together with cumulative payments to-date for non-life covers.

In setting provisions for claims, the Company give consideration to the probability and magnitude of future experience being more adverse than assumed and exercise the degree of caution in setting reserves when there is considerable uncertainty. In general, the uncertainty associated with the ultimate claims experience in an accident year is greatest when the accident year is at an early stage of development and the margin necessary to provide the necessary confidence in adequacy of provision is relatively at its highest. As claims develop and the ultimate cost of claims becomes more certain, the relative level of margin maintained should decrease.

Analysis of claims development – gross basis
Gross loss development tables as at 31 December 2021

Accident Year	2012 &										Total	
	Prior	2013	2014	2015	2016	2017	2018	2019	2020	2021		
	BND'000	BND'000	BND'000	BND'000	BND'000	BND'000	BND'000	BND'000	BND'000	BND'000	BND'000	BND'000
Estimate of ultimate claims cost:												
At end of accident year	4,732	5,892	9,804	12,755	17,994	6,748	1,401	1,664	1,889	760	-	-
One year later	11,616	10,698	10,629	14,540	14,058	6,863	1,384	1,504	1,861	-	-	-
Two years later	20,983	10,456	10,232	14,224	13,967	6,844	1,356	1,502	-	-	-	-
Three years later	23,477	10,876	10,232	14,224	13,973	6,843	1,354	-	-	-	-	-
Four years later	26,592	10,935	10,232	14,221	13,977	6,843	-	-	-	-	-	-
Five years later	26,890	10,935	10,221	14,224	13,977	-	-	-	-	-	-	-
Six years later	26,926	10,935	10,221	14,224	-	-	-	-	-	-	-	-
Seven years later	26,926	10,935	10,221	-	-	-	-	-	-	-	-	-
Eight years later	26,926	10,935	-	-	-	-	-	-	-	-	-	-
Nine years later	26,926	10,935	-	-	-	-	-	-	-	-	-	-
Estimate of ultimate claims cost	26,926	10,935	10,221	14,224	13,977	6,843	1,354	1,502	1,861	760	88,603	
Cumulative payments	26,926	10,935	10,221	14,224	13,977	6,843	1,354	1,499	1,757	643	88,379	
Undiscounted Outstanding	-	-	-	-	-	-	-	-	-	-	-	
Claim Liabilities	-	-	-	-	-	-	-	3	104	117	224	
Provision for adverse deviation	-	-	-	-	-	-	-	-	1	22	23	
Outstanding claim liabilities	-	-	-	-	-	-	-	3	105	139	247	
Actuarial liabilities for family takaful	-	-	-	-	-	-	-	-	-	-	-	
Total provision for outstanding claims											<u>31,299</u>	
											<u>31,546</u>	

Analysis of claims development – net basis
Net loss development tables as at 31 December 2021

Accident Year	2012 &									Total	
	Prior	2013	2014	2015	2016	2017	2018	2019	2020		2021
	BND'000	BND'000	BND'000	BND'000	BND'000	BND'000	BND'000	BND'000	BND'000	BND'000	BND'000
Estimate of ultimate claims cost:											
At end of accident year	3,889	4,687	7,411	8,148	16,094	6,443	1,083	1,418	1,665	655	-
One year later	7,712	7,852	7,285	9,571	12,693	6,625	1,192	1,366	1,713	-	-
Two years later	14,197	7,322	6,958	9,716	12,603	6,594	1,165	1,365	-	-	-
Three years later	14,493	7,688	7,054	9,716	12,600	6,594	1,165	-	-	-	-
Four years later	16,147	7,771	7,054	9,713	12,603	6,594	-	-	-	-	-
Five years later	16,555	7,771	6,954	9,716	12,603	-	-	-	-	-	-
Six years later	16,627	7,771	6,954	9,716	-	-	-	-	-	-	-
Seven years later	16,627	7,771	6,954	-	-	-	-	-	-	-	-
Eight years later	16,627	7,771	-	-	-	-	-	-	-	-	-
Nine years later	16,627	-	-	-	-	-	-	-	-	-	-
Estimate of ultimate claims cost	16,627	7,771	6,954	9,716	12,603	6,594	1,165	1,365	1,713	655	65,163
Cumulative payments	16,627	7,771	6,954	9,716	12,603	6,594	1,162	1,362	1,609	555	64,953
Undiscounted Outstanding											
Claim Liabilities	-	-	-	-	-	-	3	3	104	100	210
Provision for adverse deviation	-	-	-	-	-	-	-	1	1	18	20
Outstanding claim liabilities	-	-	-	-	-	-	3	4	105	118	230
Actuarial liabilities for family takaful											
Total provision for outstanding claims											31,284
											31,514

**Analysis of claims development – gross basis
Gross loss development tables as at 31 December 2020**

Accident Year	2011 &										Total	
	Prior	2012	2013	2014	2015	2016	2017	2018	2019	2020		
	BND'000	BND'000	BND'000	BND'000	BND'000	BND'000	BND'000	BND'000	BND'000	BND'000	BND'000	BND'000
Estimate of ultimate claims cost:												
At end of accident year	-	4,732	5,982	9,804	12,755	17,994	6,748	1,401	1,664	1,889	-	-
One year later	5,410	6,206	10,698	10,629	14,540	14,058	6,863	1,384	1,504	-	-	-
Two years later	12,568	8,415	10,456	10,232	14,224	13,967	6,844	1,356	-	-	-	-
Three years later	14,942	8,535	10,876	10,232	14,224	13,973	6,843	-	-	-	-	-
Four years later	17,986	8,607	10,935	10,232	14,221	13,977	-	-	-	-	-	-
Five years later	18,283	8,607	10,935	10,221	14,224	-	-	-	-	-	-	-
Six years later	18,319	8,607	10,935	10,221	-	-	-	-	-	-	-	-
Seven years later	18,319	8,607	10,935	-	-	-	-	-	-	-	-	-
Eight years later	18,319	8,607	-	-	-	-	-	-	-	-	-	-
Nine years later	18,319	-	-	-	-	-	-	-	-	-	-	-
Ten years later	-	-	-	-	-	-	-	-	-	-	-	-
Estimate of ultimate claims cost	18,319	8,607	10,935	10,221	14,224	13,977	6,843	1,356	1,504	1,889	87,875	
Cumulative payments	18,319	8,607	10,935	10,221	14,224	13,977	6,843	1,352	1,494	1,443	87,415	
Undiscounted Outstanding	-	-	-	-	-	-	-	-	-	-	-	-
Claim Liabilities	-	-	-	-	-	-	-	4	10	446	460	
Provision for adverse deviation	-	-	-	-	-	-	-	1	3	68	72	
Outstanding claim liabilities	-	-	-	-	-	-	-	5	13	514	532	
Actuarial liabilities for family takaful	-	-	-	-	-	-	-	-	-	-	-	-
Total provision for outstanding claims	-	-	-	-	-	-	-	-	-	-	<u>30,359</u>	
											<u>30,891</u>	

Analysis of claims development – net basis
Net loss development tables as at 31 December 2020

Accident Year	2011 &										Total	
	Prior	2012	2013	2014	2015	2016	2017	2018	2019	2020		
	BND'000	BND'000	BND'000	BND'000	BND'000	BND'000	BND'000	BND'000	BND'000	BND'000	BND'000	BND'000
Estimate of ultimate claims cost:												
At end of accident year	–	3,889	4,687	7,411	8,148	16,094	6,443	1,083	1,418	1,615		
One year later	3,438	4,274	7,852	7,285	9,571	12,693	6,625	1,192	1,366	–		
Two years later	8,372	5,825	7,322	6,958	9,716	12,603	6,594	1,165	–	–		
Three years later	8,645	5,849	7,688	7,054	9,716	12,600	6,594	–	–	–		
Four years later	10,250	5,897	7,771	7,054	9,713	12,603	–	–	–	–		
Five years later	10,658	5,897	7,771	6,954	9,716	–	–	–	–	–		
Six years later	10,730	5,897	7,771	6,954	–	–	–	–	–	–		
Seven years later	10,730	5,897	7,771	–	–	–	–	–	–	–		
Eight years later	10,730	5,897	–	–	–	–	–	–	–	–		
Nine years later	10,730	–	–	–	–	–	–	–	–	–		
Ten years later	–	–	–	–	–	–	–	–	–	–		
Estimate of ultimate claims cost	10,730	5,897	7,771	6,954	9,716	12,603	6,594	1,165	1,366	1,615	64,411	
Cumulative payments	10,730	5,897	7,771	6,954	9,716	12,603	6,594	1,162	1,357	1,323	64,107	
Undiscounted Outstanding												
Claim Liabilities	–	–	–	–	–	–	–	3	9	292	304	
Provision for adverse deviation	–	–	–	–	–	–	–	1	3	65	69	
Outstanding claim liabilities	–	–	–	–	–	–	–	4	12	357	373	
Actuarial liabilities for family takaful											30,358	
Total provision for outstanding claims											30,731	

25 Financial risk management

The Company has exposure to the following risks from its use of financial instruments:

- Credit risk
- Liquidity risk
- Market risk

This note presents information about the Company's exposure to each of the above risks, the Company's objectives, policies and processes for measuring and managing risk, and the Company's management of capital

Risk Management Framework

The Board of Directors has overall responsibility for the establishment and oversight of the Company's risk management framework. The Board has established the Risk Management Committee, which is responsible for developing and monitoring the Company's risk management policies. The committee reports regularly to the Board of Directors on its activities.

The Company's risk management policies are established to identify and analyse the risks faced by the Company, to set appropriate risk limits and controls, and to monitor risks and adherence to limits. Risk management policies and systems are reviewed regularly to reflect changes in market conditions and the Company's activities. The Company, through its training and management standards and procedures, aims to develop a disciplined and constructive control environment in which all employees understand their roles and obligations.

The Company Audit Committee oversees how management monitors compliance with the Company's risk management policies and procedures, and reviews the adequacy of the risk management framework in relation to the risks faced by the Company. The Company Audit Committee is assisted in its oversight role by Internal Audit. Internal Audit undertakes both regular and ad hoc reviews of risk management controls and procedures, the results of which are reported to the Company Audit Committee.

a) Credit risk

Credit risk is the risk of financial loss to the Company if a customer or counterparty to a financial instrument fails to meet its contractual obligations, and arises principally from the Company's cash and cash equivalents and other investments.

The Company's portfolio of sukuk, short-term and other investments are subject to credit risk. This risk is defined as the potential loss resulting from adverse changes in a borrower's ability to repay the debt. The Company's objective is to earn competitive relative returns by investing in a diversified portfolio of securities. Management has an investment credit risk policy in place. Limits are established to manage credit quality and concentration risk.

The Company has takaful and other receivables balances that are subject to credit risk. Among the most significant of these are retakaful recoveries. To mitigate the risk of the counterparties not paying the amount due, the Company has established certain business and financial guidelines for retakaful approval, incorporating ratings by major agencies and considering currently available market information. Receivable balances are monitored on an ongoing basis with the result that the Company's exposure to bad debts is not significant. The Company also periodically reviews the financial stability of retakaful companies from public and other sources and the settlement trend of amounts due from retakaful companies.

The Company held short term deposits of BND\$61,580,000 at 31 December 2021 (2020: BND\$51,800,000) which represents its maximum credit exposures on these assets. The cash and cash equivalents are held with a related financial institution counterparty which is rated A- (2020: A-).

Credit exposure

The maximum exposure to credit risk is normally represented by the carrying amount of each financial asset in the financial statements, although in the case of takaful receivables, it is fairly common practice for accounts to be settled on a net basis. In such cases, the maximum exposure to credit risk is expected to be limited to the extent of the amount of financial assets that has not been fully offset by financial liabilities with the same counterparty. The maximum amount recoverable from each retakaful operator at any time is also dependent on the claims recoverable from such retakaful operator at that point in time.

The following table presents an analysis of the credit quality of debt investments at FVTPL.

Credit Rating	2021 FVTPL BND'000	2020 FVTPL BND'000
Quoted sukuks		
BBB- to AAA	45,171	—
Unrated	2,869	—
Gross carrying amounts	48,040	—

Aging analysis of financial assets

See note 6 for aging analysis of takaful receivables at the end of the reporting period.

Offsetting financial assets and financial liabilities

No financial instruments are offset in the statement of financial position as there are no enforceable master netting agreements and similar arrangements in place.

b) Liquidity risk

Liquidity risk is the risk that the Company will encounter difficulty in meeting the obligations associated with its financial liabilities that are settled by delivering cash or another financial asset. The Company's approach to managing liquidity is to ensure, as far as possible, that it will always have sufficient liquidity to meet its liabilities when due, under normal conditions, without incurring unacceptable losses or risking damage to the Company's reputation.

Management of liquidity risks

The Company's liquidity management process, as carried out within the Company includes day-to-day funding, managed by monitoring future cash flows to ensure that requirements can be met, maintaining a portfolio of highly marketable assets that can easily be liquidated as protection against any unforeseen interruption to cash flow and monitoring the liquidity ratios of the Company against internal and regulatory requirements.

Monitoring and reporting take the form of cash flow measurement and projections for the next day, week and month respectively, as these are key periods for liquidity management.

Exposure to liquidity risks

The analysis of the estimated timing of cash outflows are shown in the respective notes as follows:

<i>Insurance contract provisions</i>	<i>Note 10</i>
<i>Other payables</i>	<i>Note 14</i>
<i>Lease liabilities</i>	<i>Note 15</i>

Due to the nature of its business, the Company's premium and claims liabilities which comprise provision for unexpired risks and provision for outstanding claims are likely to materialise fully within 10 years.

c) Market risk

Market risk is the risk of change in fair value of financial instruments from fluctuation in market profit rates (profit rate risk) and foreign exchange rates (foreign currency risk) and market prices (price risk), whether such change in price is caused by factors specific to the individual instrument or its issuer or factors affecting all instruments traded in the market.

i) Profit rate risk

Profit rate risk is the risk that the value or future cash flows of a financial instrument will fluctuate because of changes in market profit rates.

The Company is exposed to profit rate risk primarily through their investments in fixed income securities and deposit placements. These instruments are fixed rate and held at amortised cost. Therefore, a change in profit rates at reporting date would not affect profit or loss.

The Company does not use derivative financial instruments to hedge its profit rate risks. While the Company's cash and cash equivalents earn a nominal profit sum, this does not represent a significant concentration of profit rate risk. As such, no sensitivity has been performed.

ii) Foreign currency risk

Foreign currency risk is the risk that the fair value of future cash flows of a financial instrument will fluctuate because of changes in foreign exchange rates.

During the ordinary course of business, the Company may engage in foreign currency denominated transactions or invest in foreign currency equity or sukuk. As a result, the Company is exposed to movements in foreign currency exchange rates.

The Company operates solely in Brunei, with a significant majority of its takaful liabilities and its financial assets denominated in Brunei Dollars.

The summary quantitative data about the exposure to currency risk is as follows:

	2021	2020
	BND'000	BND'000
Cash and cash equivalents	1,161	–
Other investments	49,549	–
Net statement of financial position exposure	50,710	–

Sensitivity analysis

A reasonably possible strengthening (weakening) of the BND, as indicated below against the USD at 31 December 2021 would have increased (decreased) profit or loss by the amounts shown below. This analysis assumes that all other variables, in particular, interest rates, remain constant.

	2021	2020
	BND'000	BND'000
USD (10% strengthening)	5,071	–
USD (10% weakening)	5,071	–

iii) Price risk

Price risk is the risk that the fair value or future cash flows of a financial instrument will fluctuate because of changes in market prices, whether those changes are caused by factors specific to the individual financial instrument or its issuer, or factors affecting all similar financial instruments traded in the market.

The Company invests primarily in Sukuk whereby fair values or future cash flows of the financial instruments mainly arise from changes in effective profit rate and the issuers' repayment abilities.

The following table analyses fair value measurements for financial instruments, by valuation method. The different levels have been defined as follows:

- Level 1: quoted prices (unadjusted) in active markets for identical assets or liabilities;
- Level 2: inputs other than quoted prices included in Level 1 that are observable for the asset or liability, either directly (i.e. as prices) or indirectly (i.e. derived from prices); and
- Level 3: inputs for the asset or liability that are not based on observable market data (unobservable inputs).

Accounting classifications and fair values

The carrying amounts and fair values of financial assets and liabilities, including their levels in the fair value hierarchy are as follows:

Note	Carrying amount				Fair value				
	FVTPL BND'000	Held to maturity BND'000	Financing and advances BND'000	Available- for-sale BND'000	Other financial liabilities BND'000	Level 1 BND'000	Level 2 BND'000	Level 3 BND'000	Total BND'000
2021									
Financial assets measured at fair value									
Other investments	9	50,012	-	12,143	-	-	50,012	12,143	62,155
		50,012	-	12,143	-	-			62,155
Financial assets not measured at fair value									
Cash and cash equivalents	5	-	-	-	-	-	-	-	66,552
Other receivables*	7	-	-	874	-	-	-	-	874
Balances with Brunei Darussalam Central Bank	11	-	-	1,000	-	-	-	-	1,000
		-	-	68,426	-	-	-	-	68,426
Financial liabilities not measured at fair value									
Other payables	14	-	-	-	4,344	-	-	-	4,344
		-	-	-	4,344	-	-	-	4,344

*This figure excludes prepayments. During the financial year, there have been no transfers between Level 1, 2 and 3.

2020	Note	Carrying amount				Fair value					
		FVTPL BND'000	Held to maturity BND'000	Financing and advances BND'000	Available- for-sale BND'000	Other financial liabilities BND'000	Total BND'000	Level 1 BND'000	Level 2 BND'000	Level 3 BND'000	Total BND'000
Financial assets measured at fair value											
	9	-	-	-	12,078	-	-	-	-	12,078	12,078
		-	-	-	12,078	-	-	-	-	12,078	12,078
Financial assets not measured at fair value											
	5	-	-	109,196	-	-	-	-	-	109,196	
	7	-	-	697	-	-	-	-	-	697	
	11	-	-	1,000	-	-	-	-	-	1,000	
		-	-	110,893	-	-	-	-	-	110,893	
Financial liabilities not measured at fair value											
	14	-	-	-	-	-	-	6,476	-	6,476	
		-	-	-	-	-	-	6,476	-	6,476	

*This figure excludes prepayments.
 During the financial year, there have been no transfers between Level 1, 2 and 3.

iv) Measurement of fair value

a) Valuation techniques and significant unobservable inputs used

The following table shows the valuation techniques used in measuring fair values, as well as significant unobservable inputs used.

Financial instruments measured at fair value

Type	Valuation Technique	Significant unobservable inputs	Inter-relationship between key unobservable inputs and fair value measurement
Equity securities	Market comparison technique: The valuation model is based on market multiples derived from price-to-book [PB] ratio of comparable companies to investee, adjusted for the non-marketability of the equity investee.	- Adjusted market multiple - Liquidity discount	The estimated fair value would increase (decrease) if the adjusted multiple are higher (lower) The estimated fair value would increase (decrease) if the liquidity discount is lower (higher)

Financial instruments not measured at fair value

Type	Valuation Technique
Other financial assets and liabilities*	The carrying amount of financial assets and liabilities with a maturity of less than one year are assumed to approximate their fair values because of the short period of maturity.

* Other financial assets and liabilities include takaful and other receivables, balances with Brunei Darussalam Central Bank, cash and cash equivalents and takaful and other payables.

b) Level 3 recurring fair value

The following table shows a reconciliation from the beginning balances to the ending balances for fair value measurements in Level 3 of the fair value hierarchy.

2021	Equities BND'000	Total BND'000
Balance at 1 January	12,078	12,078
Total unrealised gains or losses in OCI	65	65
Balance at 31 December	12,143	12,143

2020	Equities BND'000	Total BND'000
Balance at 1 January	14,937	14,937
Total unrealised gains or losses in OCI	(2,859)	(2,859)
Balance at 31 December	<u>12,078</u>	<u>12,078</u>

e) Capital management

The Company reviews its capital structure to ensure that it will be able to continue as a going concern and complies with regulators' Margin of Solvency. The capital structure of the Company comprises of share capital, investment revaluation reserves and retained earnings.

In accordance with Section 21 of the Takaful Order, 2008 and Section 8 of the Takaful Regulations, 2008, the Company is required to maintain:

- ii) a fund margin of solvency in respect of each of the takaful funds; and
- iii) takaful operator to maintain surplus of assets over liabilities of not less than 20 percent.

In addition to the above, management has included a Risk Margin for Adverse Deviation ("PRAD") in the valuation of Takaful contract liabilities in accordance with prudential requirements specified by the regulator AMBD, effective since the year ended 31 December 2015.

The Company was in compliance (2020: in compliance) with the prescribed margin of solvency for the participants' funds as well as the takaful operator fund throughout the year.

There were no significant changes in the Company's approach to capital management during the year.